CATÁLOGO

CL

IMAGEN ILUSTRATIVA **CLT**

LIDERAZGO E INNOVACIÓN

CATÁLOGO
CL

Soler&Palau
Ventilation Group

INFORMACIÓN GENERAL

Los modelos CL-T, CL-D y CL-EC son extractores centrífugos en línea compactos ideales para aplicaciones donde el espacio es limitado.

CL-T Extractor Centrífugo en Línea con acoplamiento por Poleas-bandas.
CL-D Extractor Centrífugo en Línea con acoplamiento directo a motor de inducción.
CL-EC Extractor Centrífugo en Línea con acoplamiento directo a motor de Conmutación Electrónica.

Esta línea de productos se clasifica en dos categorías:

Baja Presión Constituida por equipos livianos que sirven para la extracción de aire limpio.
Alta Presión integrada por extractores con rodetes reforzados para operar a la velocidad de su diseño.

NOMENCLATURA

CL - T - H - 33

GAMA:
Extractor centrífugo en línea

TRANSMISIÓN:
D: Directa
T: Poleas - Bandas
EC: Motor EC

PRESIÓN:
H: Alta
L: Baja

TAMAÑO:
7,10,12,14,16,18,20,22,24, 26,28,30,33, 36 Y 42

CARACTERÍSTICAS CONSTRUCTIVAS

Gabinete, perfiles y base motor fabricados en lámina galvanizada.

Puertas de inspección en lámina galvanizada con agarres de seguridad.

Rodetes de álabes rectos atrasados hechos en aluminio balanceados estática y dinámicamente a grado G 2.5 bajo lo establecido por la normativa: ISO 1940 o AMCA 204.

Oído de aspiración en lámina galvanizada, diseñados aerodinámicamente para permitir una succión del flujo del aire con menor turbulencia.

Motores fabricados bajo especificaciones NEMA están diseñados para ser arrancados directos en línea de alimentación y capaces de soportar variaciones de + - 10% en la tensión de alimentación por periodos cortos de tiempo, y de + - 5% de forma constante sin presentar variaciones en su operación.

El diseño de nuestros **extractores centrífugos** está centrado para facilitar el montaje del equipo y sus accesorios. Preparado con knock outs que falicitan:

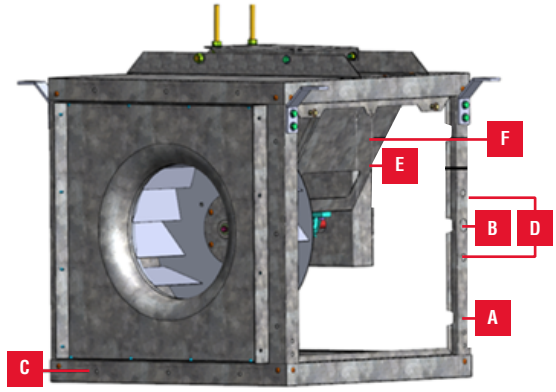

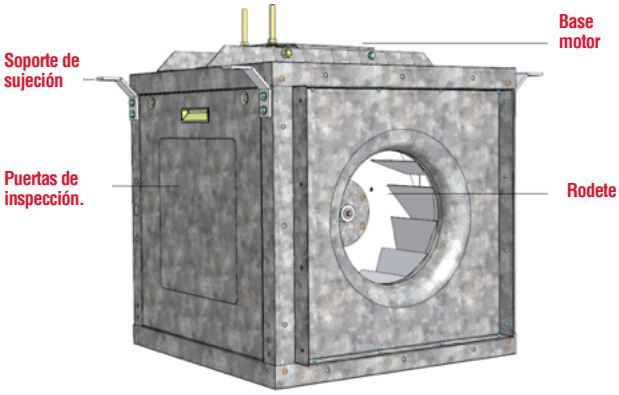

A. El cambio de lugar los soportes de sujeción.
B. Conexión eléctrica.
C. Montaje de accesorios tales como banco portafiltros.
D. Conexión para graseras extendidas.
E. Agarre de seguridad
F. Base chumacera

OPCIONES DE DESCARGA

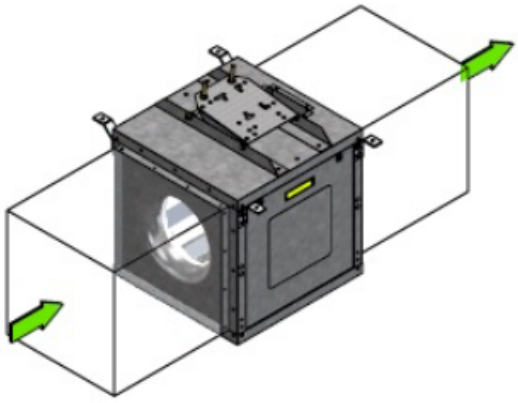

DESCARGA EN LÍNEA

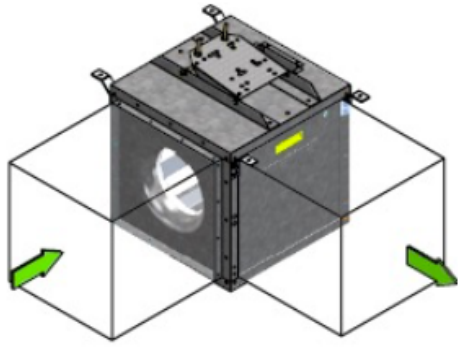

DESCARGA DERECHA

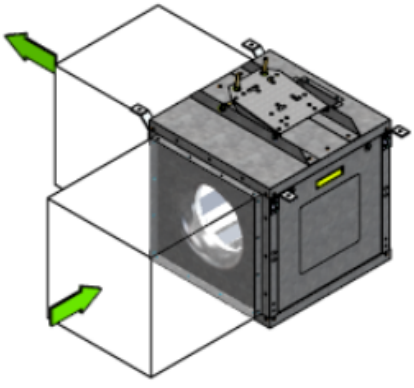

DESCARGA IZQUIERDA

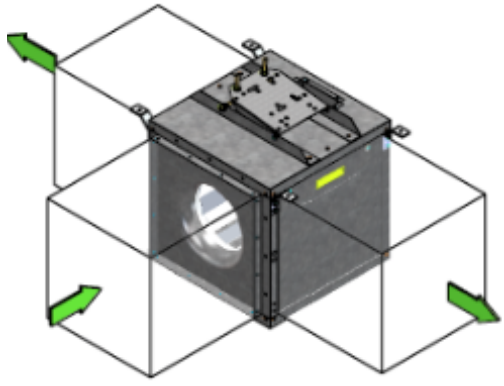

DESCARGA IZQUIERDA- DERECHA

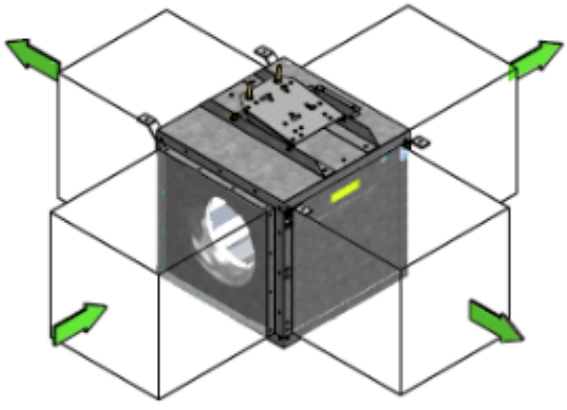

DESCARGA IZQUIERDA- DERECHA EN LÍNEA



EL ACCESORIO CAMBIO DESCARGA UNICAMENTE DISPONIBLE EN LOS TAMAÑOS DEL 7-24.

Bajo pedido especial con diferente opción de descarga en tamaños del 26-33.

CLT

Extractores Centrífugos en Línea con Tranmisión Poleas-Bandas

DIMENSIONES GENERALES

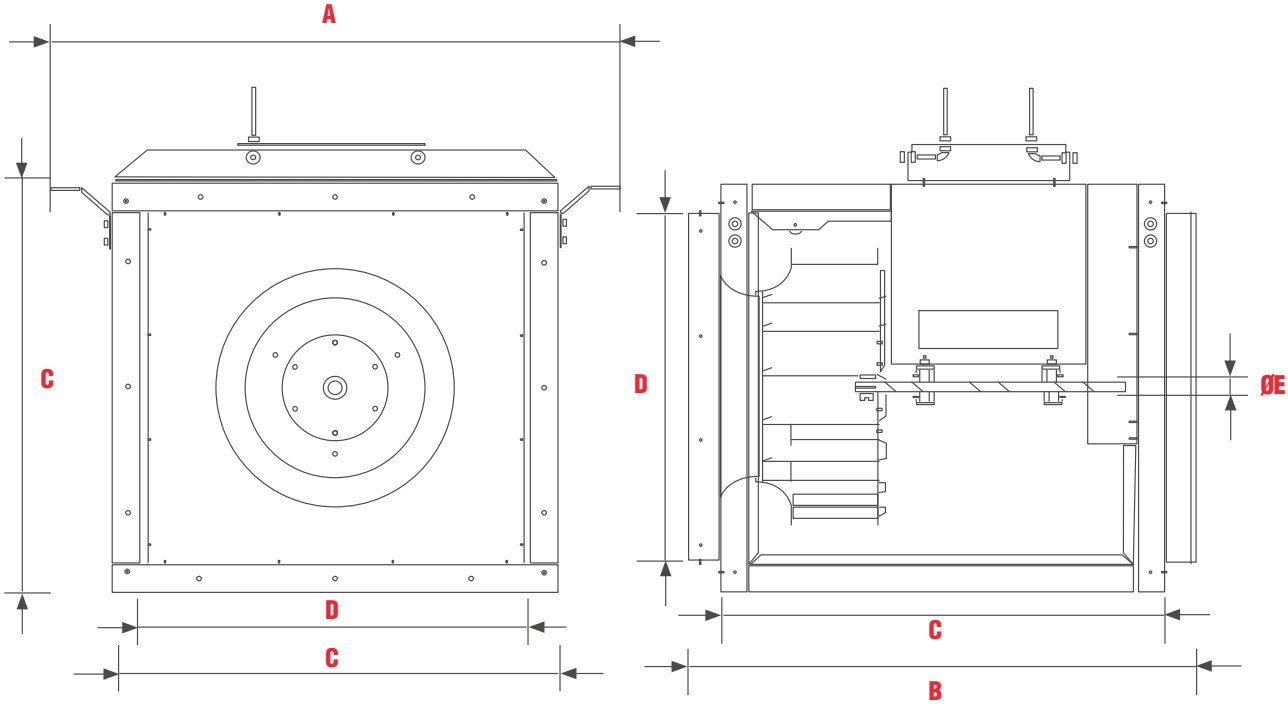

Modelo	A	B	C	D	Ø
CLT-L 7	494	465	380	319	19.05
CLT-L 10	629	576	508	372	19.05
CLT-H 10					
CLT-L 12	725	630	563	469	19.05
CLT-H 12					
CLT-L 14	801	676	606	521	19.05
CLT-H 14					
CLT-L 16	903	806	708	603	19.05
CLT-H 16					
CLT-L 18	930	831	735	630	25.4
CLT-H 18					
CLT-L 20	1016	915	822	716	25.4
CLT-H 20					
CLT-L 22	1109	1025	915	789	34.925

Dimensiones en mm.

Modelo	A	B	C	D	Ø E
CLT-L 7	19.4	18.3	15.0	12.6	3/4
CLT-L 10	24.8	22.7	20.0	14.6	3/4
CLT-H 10					
CLT-L 12	28.5	24.8	22.2	18.5	3/4
CLT-H 12					
CLT-L 14	31.5	26.6	23.9	20.5	3/4
CLT-H 14					
CLT-L 16	35.6	31.7	27.9	23.7	3/4
CLT-H 16					
CLT-L 18	36.6	32.7	28.9	24.8	1
CLT-H 18					
CLT-L 20	40.0	36.0	32.4	28.2	1
CLT-H 20					
CLT-L 22	43.7	40.4	36.0	31.1	1 3/8

Dimensiones en in.

DIMENSIONES GENERALES

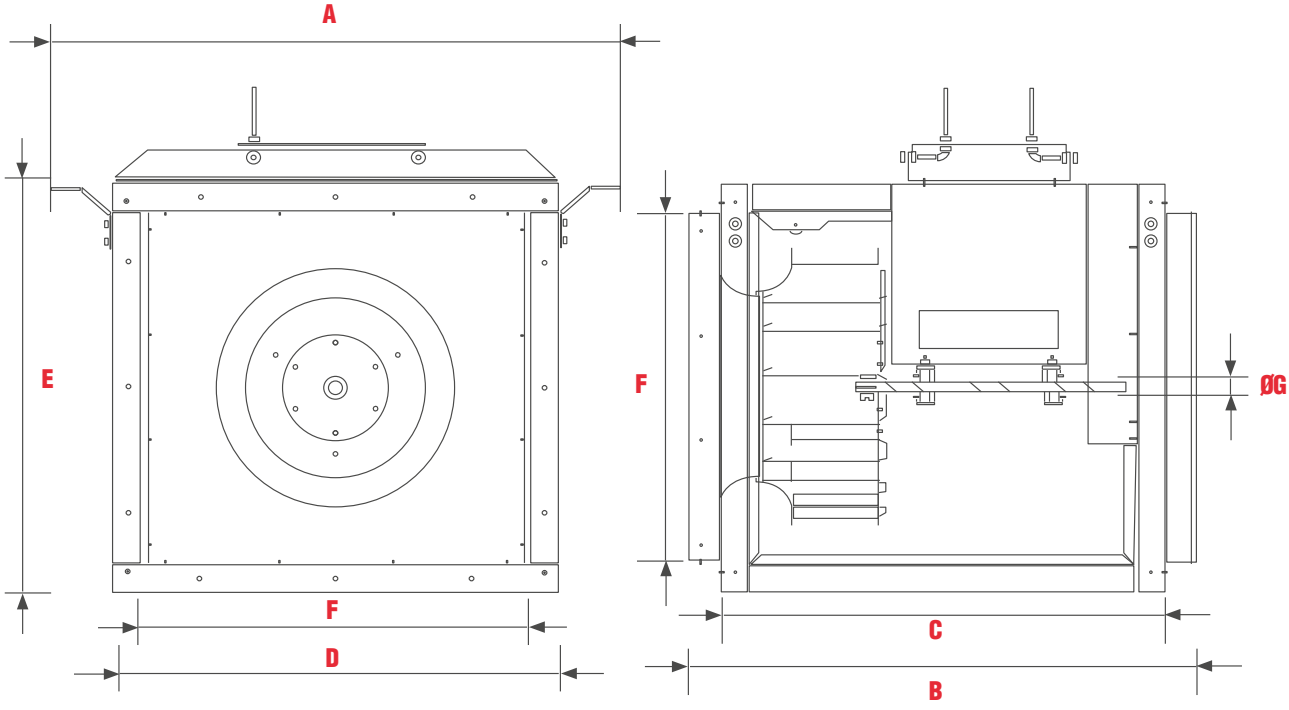

Modelo	A	B	C	D	E	F	G
CLT-L 24	1240	1158	1046	1046	1036	923	34.93
CLT-L 26	1309	1158	1115	1046	1105	992	34.93
CLT-L 28	1342	1257	1148	1145	1138	1025	34.93
CLT-L 30	1439	1357	1245	1245	1235	1122	34.93
CLT-L 33	1475	1392	1280	1280	1270	1157	34.93

Dimensiones en mm.

Modelo	A	B	C	D	E	F	G
CLT-L 24	48.8	45.6	41.2	41.2	40.8	36.3	1 3/8
CLT-L 26	51.5	45.6	43.9	41.2	43.5	39.1	1 3/8
CLT-L 28	52.8	49.5	45.2	45.1	44.8	40.4	1 3/8
CLT-L 30	56.7	53.4	49.0	49.0	48.6	44.2	1 3/8
CLT-L 33	58.1	54.8	50.4	50.4	50.0	45.6	1 3/8

Dimensiones en in

DIMENSIONES GENERALES

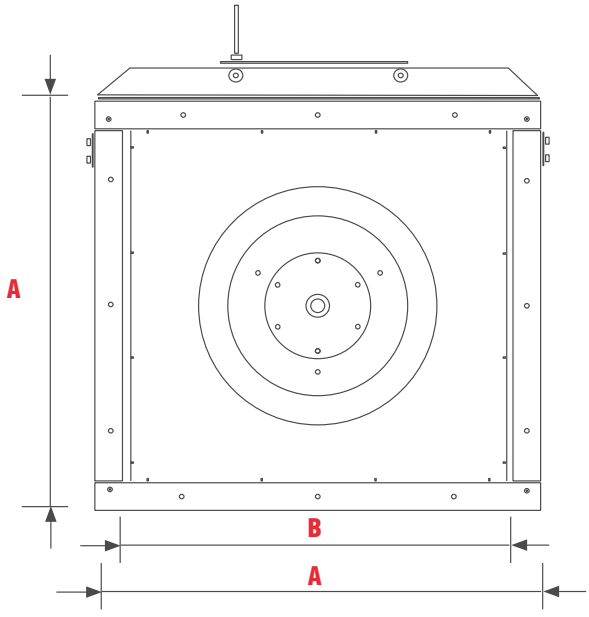

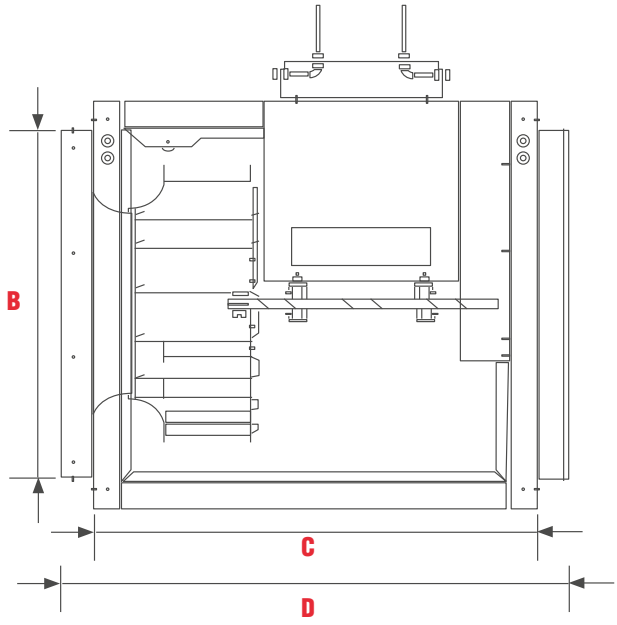

Modelo	A	B	C	D
CLT-L 36	1321	1216	1092	1143
CLT-L 42	1473	1368	1295	1346

Dimensiones en mm.

Modelo	A	B	C	D
CLT-L 36	52.0	47 7/8	43.0	45.0
CLT-L 42	58.0	53 7/8	51.0	53.0

Dimensiones en in.

CLT L H

Extractor centrífugo en Línea con acoplamiento por Poleas-bandas
Alta y Baja Presión

Gama	Acoplamiento	Presión	Tamaño	RPM Min	RPM Max
CL	T	L	7	1100	2600
		L	10	800	1800
		H		1801	2850
		L	12	800	1800
		H		1801	2400
		L	14	650	1850
		H		1851	2600
		L	16	600	1650
		H		1651	2050
		L	18	550	1500
		H		1501	1875
		L	20	400	1349
		H		1350	1675
		L	22	580	1300
			24	500	1200
			26	375	960
			28	370	960
			30	360	930
			33	350	840
			36	325	725
			42	285	565

CARACTERÍSTICAS PRINCIPALES

CLT-L 7

RPM	PRESIÓN ESTÁTICA inwg / mmca																							
	3.17mm/0.125"		6.35mm/0.250"		9.53mm/0.375"		12.70mm/0.500"		19.05mm/0.750"		25.4mm/1.000"		31.75mm/1.250"		34.93mm/1.375"		38.10mm/1.500"		42.55mm/1.675"		44.55mm/1.750"		50.8mm/2.000"	
	CFM	BHP	CFM	BHP	CFM	BHP	CFM	BHP	CFM	BHP	CFM	BHP	CFM	BHP	CFM	BHP	CFM	BHP	CFM	BHP	CFM	BHP	CFM	BHP
	m³/hr	dB(A)	m³/hr	dB(A)	m³/hr	dB(A)	m³/hr	dB(A)	m³/hr	dB(A)	m³/hr	dB(A)	m³/hr	dB(A)	m³/hr	dB(A)	m³/hr	dB(A)	m³/hr	dB(A)	m³/hr	dB(A)	m³/hr	dB(A)
1100	254	0.04	196	0.04	117	0.04																		
	432	49	333	48	199	48																		
1170	277	0.05	223	0.05	159	0.05																		
	471	50	379	49	270	49																		
1250			253	0.06	198	0.06	120	0.06																
			430	51	336	50	204	50																
1310			275	0.07	224	0.07	160	0.07																
			467	52	381	51	272	51																
1390			303	0.09	257	0.09	203	0.09																
			515	53	437	53	345	52																
1460			327	0.10	284	0.10	236	0.10																
			556	54	483	54	401	53																
1530			351	0.12	310	0.12	266	0.11	147	0.11														
			596	55	527	55	452	54	250	54														
1600			374	0.13	335	0.13	294	0.13	194	0.13														
			635	56	569	56	500	55	330	55														
1670			397	0.15	360	0.15	322	0.15	232	0.15														
			675	57	612	57	547	56	394	56														
1750					388	0.17	352	0.17	271	0.17														
					659	58	598	57	460	57														
1810					408	0.19	374	0.19	298	0.19	200	0.19												
					693	58	635	58	506	57	340	56												
1890					435	0.22	402	0.22	332	0.22	248	0.21	101	0.20										
					739	59	683	59	564	58	421	57	172	56										
1960					458	0.24	427	0.24	361	0.24	284	0.24	177	0.23										
					778	60	725	60	613	59	483	58	301	57										
2030					481	0.27	451	0.27	388	0.27	318	0.27	228	0.26										
					817	61	766	61	659	60	540	59	387	58										
2100					503	0.30	475	0.30	415	0.30	349	0.30	270	0.29	219	0.29	149	0.28						
					855	62	807	61	705	61	593	60	459	59	372	58	253	58						
2170							498	0.33	441	0.33	379	0.33	307	0.32	264	0.32	212	0.32						
							846	62	749	61	644	60	522	59	449	59	360	58						
2250							524	0.37	470	0.37	411	0.36	346	0.36	309	0.36	266	0.36	188	0.35	139	0.35		
							890	63	799	62	698	61	588	60	525	60	452	59	319	58	236	58		
2310							544	0.40	491	0.40	435	0.39	374	0.39	339	0.39	301	0.39	237	0.38	202	0.38		
							924	63	834	63	739	62	635	61	576	60	511	60	403	59	343	58		
2390							570	0.44	519	0.44	466	0.44	408	0.44	377	0.43	343	0.43	289	0.43	262	0.43	127	0.41
							968	64	882	63	792	62	693	61	641	61	583	60	491	59	445	59	216	57
2460							593	0.48	543	0.48	492	0.48	437	0.48	408	0.47	377	0.47	329	0.47	305	0.47		
							1008	65	923	64	836	63	742	62	693	62	641	61	559	60	518	59		
2530							615	0.53	567	0.52	518	0.52	466	0.52	438	0.52	409	0.52	365	0.51	344	0.51		
							1045	65	963	65	880	64	792	63	744	62	695	62	620	61	584	60		
2600							637	0.57	591	0.57	543	0.57	493	0.56	467	0.56	440	0.56	399	0.56	380	0.56		
							1082	66	1004	65	923	64	838	63	793	63	748	62	678	61	646	61		

*Presión Sonora a la succión a 1.5m en dB(A), campo libre.

Soler&Palau Ventilation Group

CURVA CARACTERÍSTICA - CLT-L 7

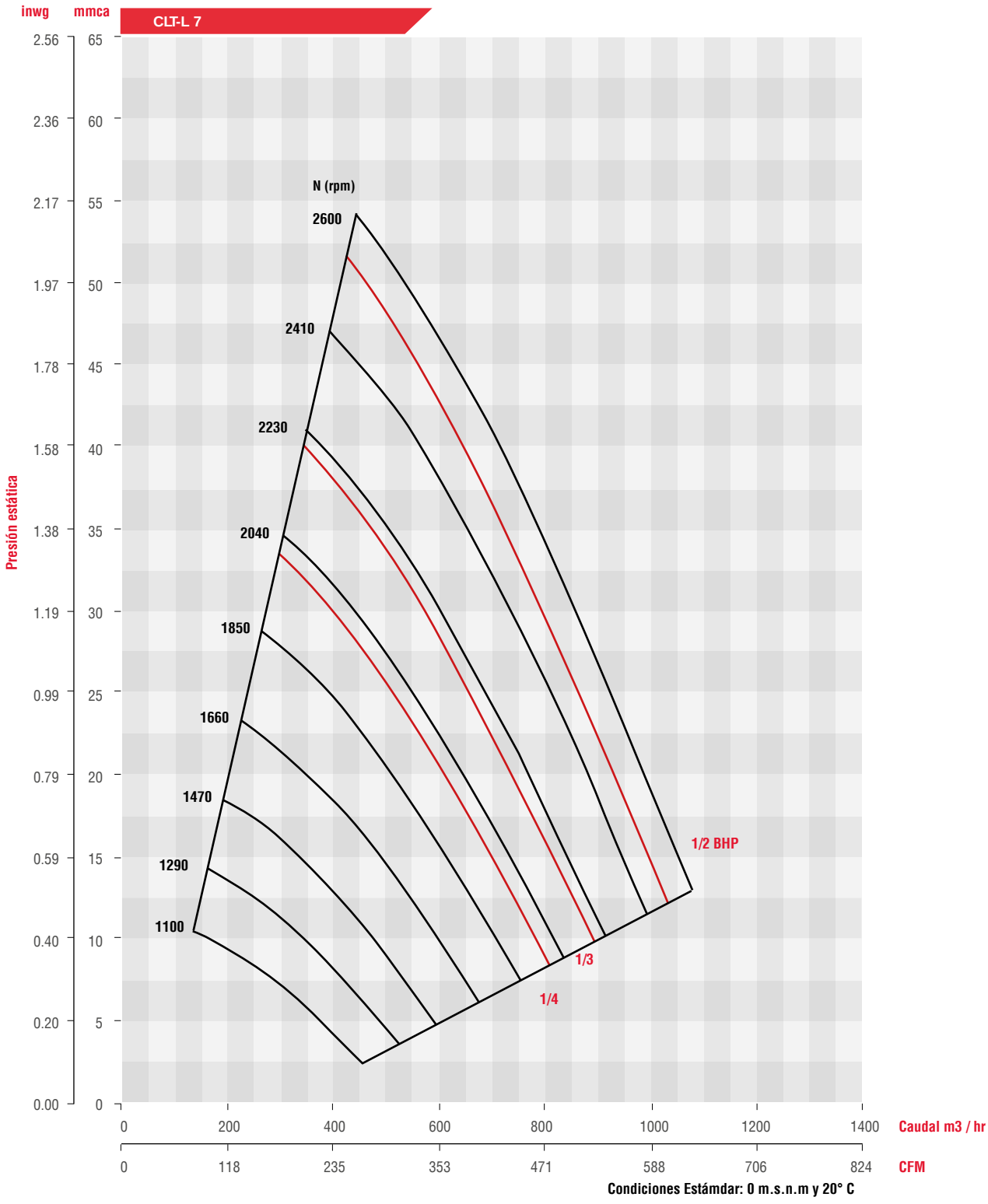

CARACTERÍSTICAS PRINCIPALES

CLT- H 10 / CLT- L 10

Alta presión

RPM	PRESIÓN ESTÁTICA inwg / mmca																							
	10.16mm/0.4"		12.7mm/ 0.5"		15.24mm/ 0.6"		17.78mm/ 0.7"		20.32mm/ 0.8"		22.86mm/ 0.9"		1"/25.4mm		29.21mm/ 1.15"		31.75mm/ 1.25"		34.29mm/ 1.35"		36.83mm/ 1.45"		39.37mm/ 1.55"	
	CFM	m³/hr	CFM	m³/hr	CFM	m³/hr	CFM	m³/hr	CFM	m³/hr	CFM	m³/hr	CFM	m³/hr	CFM	m³/hr	CFM	m³/hr	CFM	m³/hr	CFM	m³/hr	CFM	m³/hr
	BHP	dB(A)	BHP	dB(A)	BHP	dB(A)	BHP	dB(A)	BHP	dB(A)	BHP	dB(A)	BHP	dB(A)	BHP	dB(A)	BHP	dB(A)	BHP	dB(A)	BHP	dB(A)	BHP	dB(A)
1200	483	821	349	593																				
	0.11	61.9	0.1	62.6																				
1350	635	1079	549	933	446	758																		
	0.16	64.1	0.16	64.5	0.15	64.9																		
1500	778	1322	700	1189	624	1060	539	916	389	661														
	0.21	66	0.21	66.2	0.21	66.6	0.21	67.2	0.2	67.5														
1750	1004	1706	938	1594	870	1478	804	1366	739	1256	670	1138	587	997										
	0.34	69.3	0.34	69.3	0.34	69.4	0.34	69.6	0.34	70.1	0.34	70.3	0.33	70.6										
1950	1173	1993	1117	1898	1057	1796	997	1694	937	1592	878	1492	819	1391	724	1230	646	1098	511	868				
	0.47	71.5	0.47	71.5	0.47	71.6	0.47	71.6	0.47	71.9	0.47	72.1	0.47	72.4	0.47	72.9	0.46	73.2	0.43	73.3				
2100			1245	2115	1192	2025	1136	1930	1080	1835	1024	1740	970	1648	888	1509	831	1412	769	1307	696	1183	582	989
			0.59	73.3	0.59	73.4	0.59	73.4	0.59	73.5	0.59	73.6	0.59	73.7	0.59	74.1	0.59	74.2	0.58	74.5	0.57	74.6	0.55	74.7
2300					1364	2317	1315	2234	1265	2149	1214	2063	1162	1974	1087	1847	1037	1762	987	1677	936	1590	883	1500
					0.77	75.2	0.77	75.2	0.77	75.3	0.77	75.4	0.77	75.4	0.77	75.6	0.77	75.7	0.77	75.8	0.77	76	0.77	76.2
2500					1529	2598	1486	2525	1442	2450	1396	2372	1349	2292	1278	2171	1231	2091	1185	2013	1139	1935	1094	1859
					0.99	76.8	0.99	76.9	0.99	76.9	0.99	77.1	0.99	77.2	0.99	77.2	0.99	77.3	0.99	77.3	0.99	77.5	0.99	77.6
2700							1651	2805	1612	2739	1571	2669	1529	2598	1464	2487	1420	2413	1377	2340	1333	2265	1291	2193
							1.24	78.7	1.24	78.7	1.25	78.8	1.25	78.8	1.25	78.9	1.25	78.9	1.25	79	1.25	79	1.25	79.1
2850							1771	3009	1735	2948	1698	2885	1659	2819	1599	2717	1558	2647	1517	2577	1476	2508	1434	2436
							1.46	79.7	1.46	79.7	1.46	79.8	1.46	79.8	1.47	79.9	1.47	79.9	1.47	80	1.47	80.1	1.47	80.1

*Presión Sonora a la succión a 1.5m en dB(A), campo libre.

Alta presión

RPM	PRESIÓN ESTÁTICA inwg / mmca																							
	43.18mm/ 1.7"		45.72mm/ 1.8"		48.26mm/ 1.9"		2"/50.8mm		53.34mm/ 2.1"		55.88mm/ 2.2"		57.15mm/ 2.25"		58.42mm/ 2.3"		59.69mm/ 2.35"		60.96mm/ 2.4"		62.23mm/ 2.45"		63.5mm/ 2.5"	
	CFM	m³/hr	CFM	m³/hr	CFM	m³/hr	CFM	m³/hr	CFM	m³/hr	CFM	m³/hr	CFM	m³/hr	CFM	m³/hr	CFM	m³/hr	CFM	m³/hr	CFM	m³/hr	CFM	m³/hr
	BHP	dB(A)	BHP	dB(A)	BHP	dB(A)	BHP	dB(A)	BHP	dB(A)	BHP	dB(A)	BHP	dB(A)	BHP	dB(A)	BHP	dB(A)	BHP	dB(A)	BHP	dB(A)	BHP	dB(A)
2200	612	1040																						
	0.63	75.5																						
2275	755	1283	658	1118																				
	0.73	76.5	0.7	76.3																				
2350	855	1453	790	1342	704	1196																		
	0.82	76.7	0.81	76.9	0.78	77																		
2425	943	1602	888	1509	827	1405	749	1273	607	1031														
	0.9	77.3	0.9	77.5	0.89	77.6	0.87	77.7	0.81	77.6														
2500	1024	1740	975	1657	923	1568	865	1470	794	1349	689	1171												
	0.99	77.8	0.99	78	0.98	78.1	0.97	78.2	0.96	78.4	0.92	78.4												
2575	1102	1872	1056	1794	1009	1714	959	1629	904	1536	839	1425	800	1359	752	1278	683	1160						
	1.08	78.4	1.08	78.6	1.08	78.7	1.08	78.8	1.07	78.9	1.05	79	1.04	79	1.02	79	0.99	79						
2650	1177	2000	1134	1927	1090	1852	1044	1774	996	1692	944	1604	915	1555	884	1502	849	1442	809	1374	758	1288	681	1157
	1.18	78.9	1.18	79	1.18	79.1	1.18	79.2	1.17	79.3	1.17	79.4	1.16	79.5	1.15	79.5	1.14	79.3	1.13	79.6	1.11	79.6	1.07	79.5
2725	1251	2125	1210	2056	1167	1983	1125	1911	1080	1835	1034	1757	1010	1716	984	1672	958	1628	929	1578	897	1524	862	1465
	1.29	79.3	1.29	79.5	1.29	79.6	1.28	79.7	1.28	79.8	1.28	79.9	1.27	79.9	1.27	80	1.27	80	1.26	80	1.25	80.1	1.24	80.1
2800	1325	2251	1284	2182	1243	2112	1202	2042	1160	1971	1118	1899	1096	1862	1073	1823	1050	1784	1026	1743	1000	1699	974	1655
	1.39	79.8	1.39	79.9	1.39	80	1.39	80.1	1.39	80.2	1.39	80.3	1.39	80.4	1.39	80.4	1.38	80.4	1.38	80.4	1.38	80.5	1.37	80.6
2850	1373	2333	1333	2265	1293	2197	1253	2129	1212	2059	1171	1990	1150	1954	1129	1918	1107	1881	1085	1843	1062	1804	1037	1762
	1.47	80.2	1.47	80.3	1.47	80.4	1.47	80.5	1.47	80.5	1.47	80.6	1.47	80.7	1.47	80.8	1.46	80.8	1.46	80.8	1.46	80.8	1.45	80.9

*Presión Sonora a la succión a 1.5m en dB(A), campo libre.

CURVA CARACTERÍSTICA - CLT - L 10 / CLT H 10

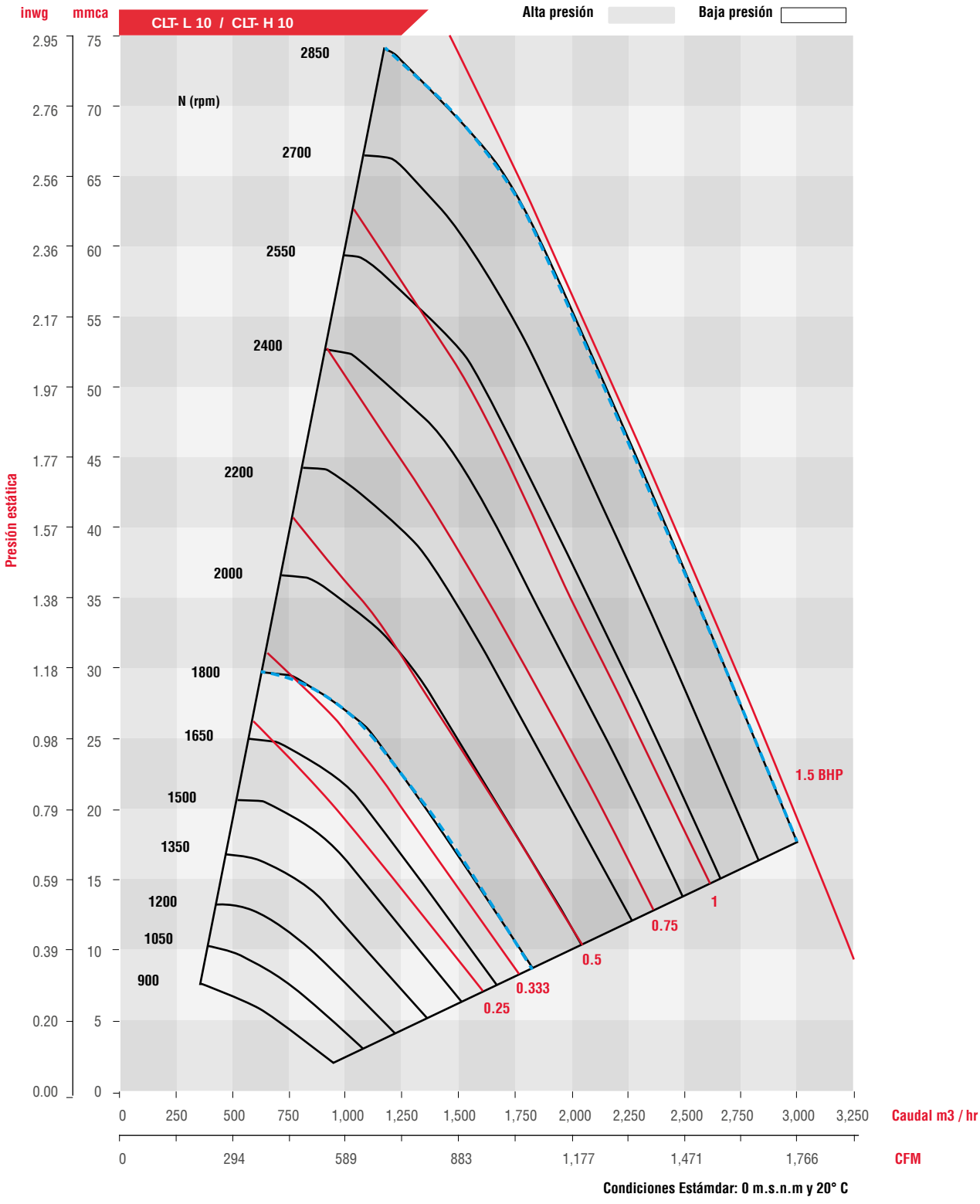

CARACTERÍSTICAS PRINCIPALES

CLT- H 12 / CLT- L 12

Alta presión

RPM	PRESIÓN ESTÁTICA inwg / mmca																							
	5.08mm/ 0.2"		8.89mm/ 0.35"		11.43mm/ 0.45"		12.7mm/ 0.5"		17.78mm/ 0.7"		21.59mm/ 0.85"		25.4mm/ 1"		27.94mm/ 1.1"		30.48mm/ 1.2"		33.02mm/ 1.3"		36.83mm/ 1.45"		38.1mm/ 1.5"	
	CFM	m³/hr	CFM	m³/hr	CFM	m³/hr	CFM	m³/hr	CFM	m³/hr	CFM	m³/hr	CFM	m³/hr	CFM	m³/hr	CFM	m³/hr	CFM	m³/hr	CFM	m³/hr	CFM	m³/hr
	BHP	dB(A)	BHP	dB(A)	BHP	dB(A)	BHP	dB(A)	BHP	dB(A)	BHP	dB(A)	BHP	dB(A)	BHP	dB(A)	BHP	dB(A)	BHP	dB(A)	BHP	dB(A)	BHP	dB(A)
800	662	1125																						
	0.07	51.6																						
950	888	1509	693	1177	1204	880																		
	0.12	56.3	0.12	55.6	0.22	57.0																		
1150			1018	1730	1880	1548	854	1451	520	883														
			0.21	60.3	0.4	60.0	0.22	60.0	0.2	62														
1350			1305	2217	2593	2078	1179	2003	992	1685	823	1398												
			0.34	64.7	0.71	64.2	0.35	64.0	0.35	63.7	0.34	64.7												
1500			1508	2562	3095	2441	1401	2380	1244	2114	1115	1894	969	1646	849	1442	649	1103						
			0.47	67.5	1.03	67.2	0.47	67.0	0.48	66.5	0.48	66.5	0.47	66.9	0.46	67.6	0.43	68.5						
1700					3584	2904	1678	2851	1549	2632	1445	2455	1335	2268	1257	2136	1174	1995	1084	1842	914	1553	833	1415
					1.44	70.2	0.68	70.1	0.69	72.0	0.69	69.6	0.7	69.5	0.7	69.5	0.7	69.7	0.69	69.8	0.67	70.4	0.65	70.6
1850									1764	2997	1673	2842	1577	2679	1510	2565	1441	2448	1370	2328	1255	2132	1214	2063
									0.88	71.7	0.89	71.5	0.89	71.3	0.89	71.2	0.9	71.2	0.9	71.3	0.89	71.5	0.89	71.6
2050									2037	3461	1960	3330	1878	3191	1822	3096	1764	2997	1704	2895	1612	2739	1580	2684
									1.19	74.2	1.2	74.0	1.2	73.8	1.21	73.7	1.21	73.6	1.22	73.5	1.22	73.5	1.22	73.5
2200									2236	3799	2166	3680	2092	3554	2042	3469	1990	3381	1937	3291	1855	3152	1827	3104
									1.47	75.9	1.48	75.6	1.48	75.4	1.49	75.3	1.49	75.2	1.49	75.1	1.5	75.0	1.5	75.0
2400											2432	4132	2368	4023	2323	3947	2278	3870	2232	3792	2161	3672	2136	3629
											1.91	77.8	1.92	77.5	1.92	77.4	1.92	78.2	1.93	77.3	1.93	77.1	1.94	77.1

*Presión Sonora a la succión a 1.5m en dB(A), campo libre.

Alta presión

RPM	PRESIÓN ESTÁTICA inwg / mmca																							
	40.64mm/ 1.6"		43.18mm/ 1.7"		46.99mm/ 1.85"		50.8mm/ 2"		53.34mm/ 2.1"		57.15mm/ 2.25"		59.69mm/ 2.35"		62.23mm/ 2.45"		63.5mm/ 2.5"		69.85mm/ 2.75"		72.39mm/ 2.85"		76.2mm/ 3"	
	CFM	m³/hr	CFM	m³/hr	CFM	m³/hr	CFM	m³/hr	CFM	m³/hr	CFM	m³/hr	CFM	m³/hr	CFM	m³/hr	CFM	m³/hr	CFM	m³/hr	CFM	m³/hr	CFM	m³/hr
	BHP	dB(A)	BHP	dB(A)	BHP	dB(A)	BHP	dB(A)	BHP	dB(A)	BHP	dB(A)	BHP	dB(A)	BHP	dB(A)	BHP	dB(A)	BHP	dB(A)	BHP	dB(A)	BHP	dB(A)
1800	1000	1699	847	1439																				
	0.8	71.4	0.77	72																				
1850	1124	1910	1016	1726	701	1191																		
	0.88	71.8	0.87	72.2	0.78	73.0																		
1950	1331	2261	1252	2127	1114	1893	908	1543																
	1.05	72.7	1.04	72.9	1.02	73.3	0.97	73.9																
2000	1425	2421	1353	2299	1232	2093	1083	1840	939	1595														
	1.13	73.1	1.13	73.3	1.12	73.6	1.09	74.0	1.05	74.3														
2050	1515	2574	1448	2460	1339	2275	1213	2061	1112	1889	862	1465												
	1.22	73.7	1.22	73.7	1.21	73.9	1.2	74.2	1.17	74.4	1.1	74.9												
2150	1687	2866	1627	2764	1531	2601	1429	2428	1355	2302	1227	2085	1120	1903	965	1640	808	1373						
	1.41	74.5	1.41	74.5	1.41	74.6	1.4	74.8	1.39	74.9	1.37	75.2	1.34	75.5	1.29	75.8	1.22	76.0						
2200	1770	3007	1712	2909	1622	2756	1526	2593	1458	2477	1346	2287	1261	2142	1158	1967	1095	1860						
	1.51	75	1.51	75	1.51	75.1	1.51	75.2	1.5	75.3	1.49	75.4	1.47	75.7	1.44	76.0	1.42	76.1						
2250	1852	3147	1796	3051	1709	2904	1619	2751	1556	2644	1454	2470	1380	2345	1297	2204	1250	2124						
	1.61	75.5	1.61	75.5	1.62	75.5	1.62	75.6	1.61	75.7	1.6	75.8	1.59	75.9	1.57	76.2	1.56	76.3						
2350	2010	3415	1958	3327	1878	3191	1795	3050	1739	2955	1650	2803	1588	2698	1522	2586	1487	2526	1284	2182	1173	1993		
	1.83	76.5	1.83	76.4	1.84	76.4	1.84	76.5	1.84	76.5	1.84	76.5	1.83	76.7	1.83	76.7	1.82	76.8	1.77	77.4	1.73	77.7		
2400	2087	3546	2037	3461	1960	3330	1880	3194	1826	3102	1742	2960	1683	2859	1622	2756	1590	2701	1414	2402	1328	2256	1162	1974
	1.94	77.0	1.95	76.9	1.95	76.9	1.96	76.9	1.96	76.9	1.96	77.0	1.96	77.0	1.95	77.1	1.95	77.2	1.92	77.6	1.89	77.9	1.83	78.3

*Presión Sonora a la succión a 1.5m en dB(A), campo libre.

CURVA CARACTERÍSTICA - CLT - L 12 / CLT H 12

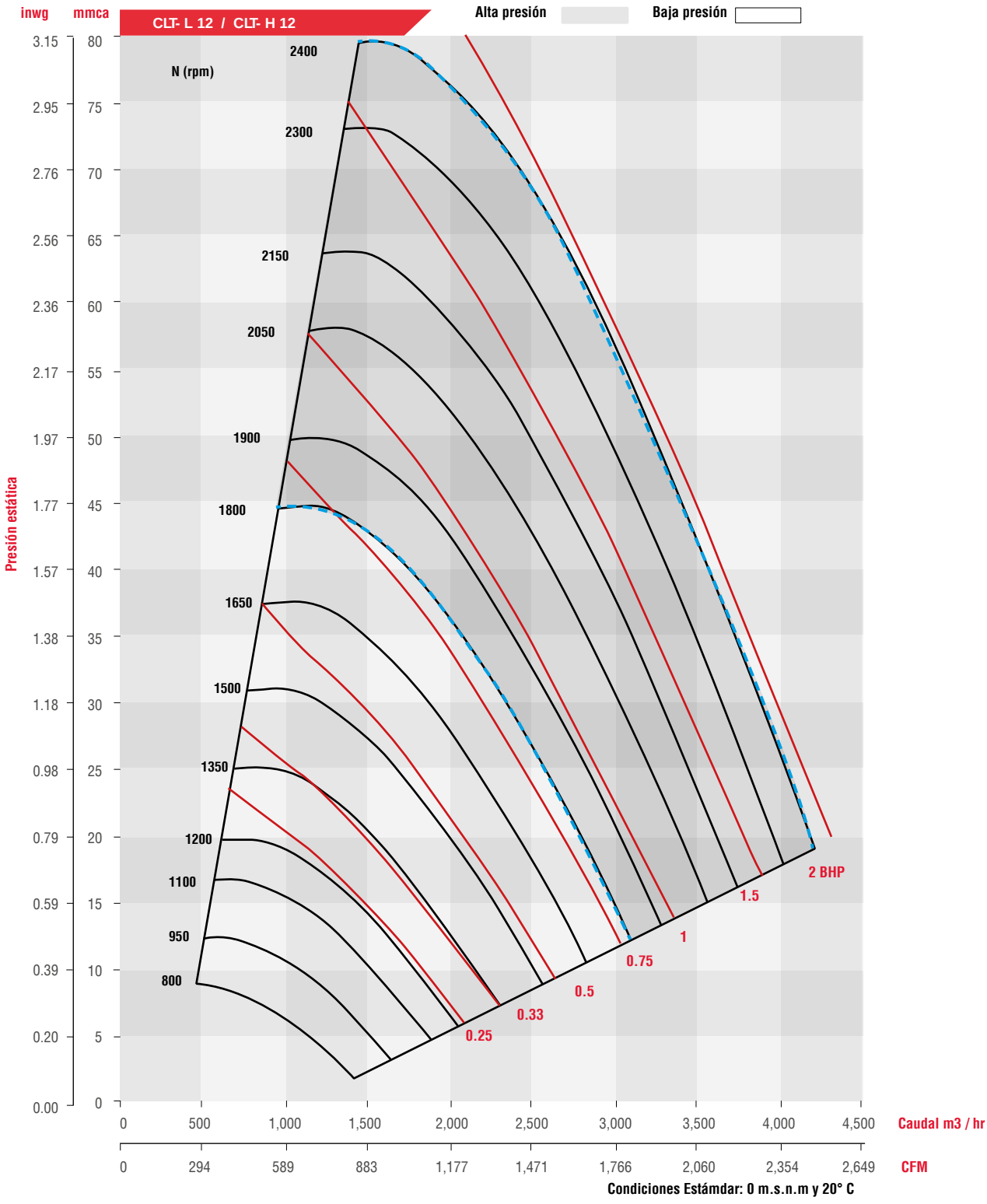

CARACTERÍSTICAS PRINCIPALES

CLT-H 14/ CLT-L 14

Alta presión

RPM	PRESIÓN ESTÁTICA inwg / mmca																							
	15.24mm/0.6"		17.78mm/0.7"		20.32mm/ 0.8"		22.86mm/ 0.9"		25.4mm/ 1"		29.21mm/ 1.15"		31.75mm/ 1.25"		34.29mm/ 1.35"		36.83mm/ 1.45"		39.37mm/ 1.55"		41.91mm/ 1.65"		44.45mm/ 1.75"	
	CFM	m³/hr	CFM	m³/hr	CFM	m³/hr	CFM	m³/hr	CFM	m³/hr	CFM	m³/hr	CFM	m³/hr	CFM	m³/hr	CFM	m³/hr	CFM	m³/hr	CFM	m³/hr	CFM	m³/hr
	BHP	dB(A)	BHP	dB(A)	BHP	dB(A)	BHP	dB(A)	BHP	dB(A)	BHP	dB(A)	BHP	dB(A)	BHP	dB(A)	BHP	dB(A)	BHP	dB(A)	BHP	dB(A)	BHP	dB(A)
1050	602	1023																						
	0.17	61.3																						
1200	1025	1741	875	1487	632	1074																		
	0.28	66	0.27	65	0.25	64.2																		
1400	1414	2402	1319	2241	1215	2064	1095	1860	944	1604														
	0.43	70.5	0.43	70.2	0.44	69.5	0.44	68.9	0.42	67.8														
1550	1676	2848	1595	2710	1511	2567	1422	2416	1325	2251	1154	1961	1004	1706	768	1305								
	0.56	73	0.57	72.8	0.58	72.6	0.59	72.3	0.59	71.7	0.59	70.6	0.57	69.9	0.52	69.9								
1750	2008	3412	1938	3293	1868	3174	1796	3051	1721	2924	1603	2724	1518	2579	1425	2421	1321	2244	1197	2034	1037	1762	755	1283
	0.79	75.5	0.8	75.7	0.81	75.6	0.83	75.5	0.84	75.3	0.85	74.8	0.85	74.4	0.85	73.9	0.85	73.1	0.83	72.7	0.8	72.5	0.7	73
1900	2249	3821	2185	3712	2120	3602	2056	3493	1990	3381	1889	3209	1818	3089	1745	2965	1667	2832	1584	2691	1493	2537	1390	2362
	0.99	77.6	1.01	77.7	1.02	77.7	1.04	77.6	1.05	77.5	1.07	77.7	1.08	77	1.09	76.7	1.09	76.3	1.09	75.8	1.09	75.3	1.08	74.9
2100	2565	4358	2506	4258	2447	4157	2389	4059	2330	3959	2242	3809	2183	3709	2122	3605	2059	3498	1995	3390	1928	3276	1858	3157
	1.32	79.9	1.33	79.9	1.35	79.9	1.37	79.9	1.38	79.8	1.41	79.7	1.42	79.6	1.44	79.4	1.45	79.3	1.46	79.1	1.47	78.9	1.47	78.7
2250			2742	4659	2686	4564	2632	4472	2577	4378	2496	4241	2441	4147	2386	4054	2330	3959	2273	3862	2215	3763	2155	3661
			1.62	81.5	1.64	81.5	1.66	81.5	1.68	81.4	1.7	81.3	1.72	81.2	1.74	81.1	1.75	81	1.77	80.8	1.78	80.7	1.79	80.5
2450					3001	5099	2950	5012	2899	4925	2824	4798	2774	4713	2724	4628	2674	4543	2624	4458	2573	4372	2521	4283
					2.09	83.7	2.11	83.6	2.13	83.5	2.16	83.3	2.18	83.2	2.2	83.2	2.21	83.1	2.23	83	2.25	82.9	2.27	82.8
2600							3185	5411	3137	5330	3066	5209	3018	5128	2971	5048	2924	4968	2877	4888	2830	4808	2782	4727
							2.5	84.8	2.52	84.7	2.55	84.6	2.57	84.5	2.6	84.5	2.6	84.4	2.6	84.4	2.65	84.3	2.67	84.2

*Presión Sonora a la succión a 1.5m en dB(A), campo libre.

Alta presión

RPM	PRESIÓN ESTÁTICA inwg / mmca																							
	50.8mm/ 2"		53.34mm/ 2.1"		55.88mm/ 2.2"		58.42mm/ 2.3"		60.96mm/ 2.4"		63.5mm/ 2.5"		66.04mm/ 2.6"		68.58mm/ 2.7"		71.12mm/ 2.8"		73.66mm/ 2.9"		76.2mm/ 3"		80.01mm/ 3.15"	
	CFM	m³/hr	CFM	m³/hr	CFM	m³/hr	CFM	m³/hr	CFM	m³/hr	CFM	m³/hr	CFM	m³/hr	CFM	m³/hr	CFM	m³/hr	CFM	m³/hr	CFM	m³/hr	CFM	m³/hr
	BHP	dB(A)	BHP	dB(A)	BHP	dB(A)	BHP	dB(A)	BHP	dB(A)	BHP	dB(A)	BHP	dB(A)	BHP	dB(A)	BHP	dB(A)	BHP	dB(A)	BHP	dB(A)	BHP	dB(A)
1900	1014	1723																						
	0.98	75.1																						
1950	1232	2093	1056	1794	679	1154																		
	1.12	75.5	1.07	75.8	0.9	87.6																		
2050	1537	2611	1433	2435	1310	2226	1151	1956	891	1514														
	1.36	76.1	1.34	76.9	1.31	77	1.25	77.3	1.13	77.6														
2100	1663	2825	1573	2673	1472	2501	1353	2299	1204	2046	977	1660												
	1.47	77.9	1.46	77.6	1.44	77.6	1.41	77.7	1.36	78.1	1.25	78.4												
2200	1891	3213	1818	3089	1739	2955	1653	2808	1557	2645	1447	2458	1315	2234	1135	1928	768	1305						
	1.7	79.4	1.7	79.2	1.69	79.1	1.68	79	1.66	79	1.63	79.1	1.59	79.1	1.5	79.2	1.29	79.4						
2250	1997	3393	1929	3277	1856	3153	1779	3023	1695	2880	1603	2724	1497	2543	1372	2331	1210	2056	943	1602				
	1.81	80.1	1.82	79.9	1.82	79.8	1.81	79.7	1.8	79.6	1.78	79.6	1.75	79.7	1.71	79.5	1.63	79.6	1.48	79.8				
2350	2198	3734	2137	3631	2074	3524	2008	3412	1939	3294	1865	3169	1786	3034	1699	2887	1602	2722	1491	2533	1355	2302	1034	1757
	2.05	81.4	2.06	81.2	2.07	81.1	2.07	81	2.07	80.9	2.06	80.7	2.05	80.7	2.04	80.6	2.01	80.5	1.97	80.4	1.91	80.4	1.72	80.7
2450	2388	4057	2333	3964	2276	3867	2217	3767	2157	3665	2093	3556	2027	3444	1957	3325	1882	3198	1801	3060	1712	2909	1557	2645
	2.3	82.4	2.32	82.4	2.33	82.3	2.34	82.2	2.34	82.1	2.35	82	2.35	81.9	2.34	81.8	2.33	81.7	2.32	81.6	2.29	81.3	2.23	81.3
2500	2481	4215	2427	4123	2373	4032	2317	3937	2260	3840	2200	3738	2138	3632	2073	3522	2005	3407	1932	3282	1854	3150	1723	2927
	2.44	83.1	2.45	83	2.46	82.9	2.47	82.8	2.48	82.7	2.49	82.7	2.49	82.6	2.49	82.4	2.49	82.3	2.48	82.2	2.46	82	2.43	81.8
2600	2661	4521	2612	4438	2561	4351	2510	4265	2457	4174	2403	4083	2348	3989	2290	3891	2231	3790	2169	3685	2104	3575	2000	3398
	2.71	84.1	2.73	84	2.75	83.9	2.76	83.8	2.77	83.8	2.78	83.8	2.79	83.7	2.80	83.5	2.80	83.4	2.80	83.3	2.80	83.1	2.79	82.9

*Presión Sonora a la succión a 1.5m en dB(A), campo libre.

CURVA CARACTERÍSTICA - CLT - L 14 / CLT H 14

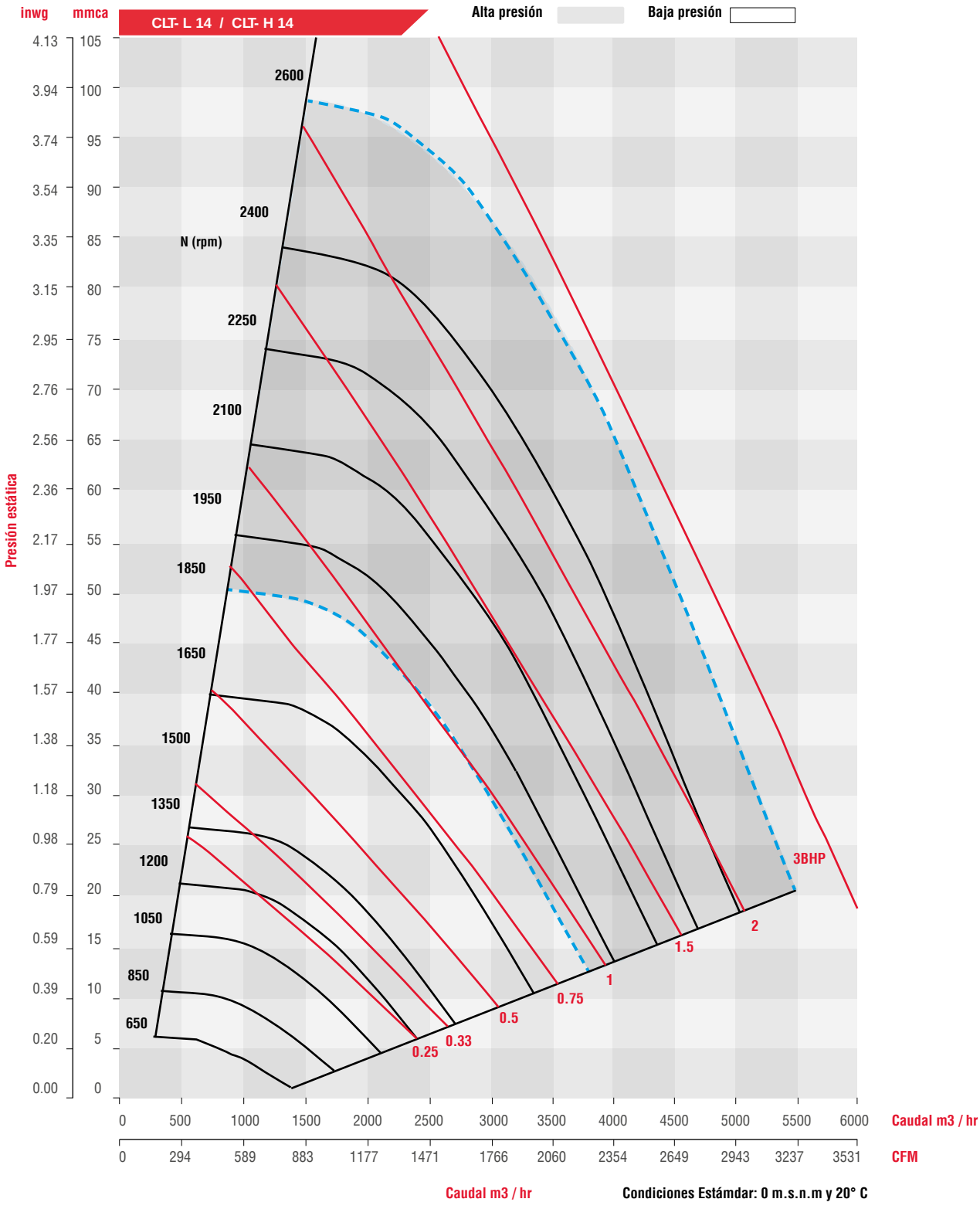

CARACTERÍSTICAS PRINCIPALES

CLT- H 16 / CLT- L 16

Alta presión

RPM	PRESIÓN ESTÁTICA inwg / mmca																							
	5.08mm/ 0.2"		10.16mm/ 0.4"		12.7mm/ 0.5"		19.05mm/ 0.75"		25.4mm/ 1"		29.21mm 1.15"		31.75mm/ 1.25"		38.1mm/ 1.5"		41.91mm/ 1.65"		45.72mm/ 1.8"		50.8mm/ 2"		54.61mm/ 2.15"	
	CFM	m³/hr	CFM	m³/hr	CFM	m³/hr	CFM	m³/hr	CFM	m³/hr	CFM	m³/hr	CFM	m³/hr	CFM	m³/hr	CFM	m³/hr	CFM	m³/hr	CFM	m³/hr	CFM	m³/hr
	BHP	dB(A)	BHP	dB(A)	BHP	dB(A)	BHP	dB(A)	BHP	dB(A)	BHP	dB(A)	BHP	dB(A)	BHP	dB(A)	BHP	dB(A)	BHP	dB(A)	BHP	dB(A)	BHP	dB(A)
600	1304	2215																						
	0.12	53.5																						
750	1823	3097	1462	2484	1204	2046																		
	0.22	59.3	0.23	58.9	0.22	58.5																		
900	2313	3930	2029	3447	1880	3194	1354	2300																
	0.38	64.3	0.39	63.6	0.4	63.3	0.38	61.9																
1100			2709	4603	2593	4406	2293	3896	1920	3262	1569	2666	1094	1859										
			0.71	68.1	0.71	67.8	0.72	67.4	0.72	66.9	0.68	66.3	0.59	65.3										
1250			3198	5433	3095	5258	2840	4825	2570	4366	2386	4054	2246	3816	1739	2955	964	1638						
			1.03	72.4	1.03	70.9	1.05	70.4	1.06	70.1	1.06	70	1.06	69.8	0.99	69.2	0.76	67.3						
1400					3584	6089	3355	5700	3126	5311	2983	5068	2883	4898	2603	4422	2399	4076	2138	3632	1526	2593		
					1.44	73.7	1.46	73.5	1.48	73	1.49	72.7	1.49	72.7	1.49	72.3	1.48	72	1.44	71.8	1.26	70.6		
1550							3853	6546	3648	6198	3524	5987	3441	5846	3222	5474	3080	5233	2925	4970	2686	4564	2465	4188
							1.97	76	1.99	75.6	2	75.4	2.01	75.3	2.03	74.9	2.03	74.8	2.03	74.6	2.01	74.3	1.97	74.1
1750							4503	7651	4318	7336	4209	7151	4137	7029	3954	6718	3842	6528	3727	6332	3565	6057	3436	5838
							2.82	79.1	2.84	78.8	2.85	78.6	2.86	78.5	2.89	78.1	2.9	78	2.91	77.8	2.92	77.6	2.92	77.4
1900							4983	8466	4809	8170	4708	7999	4640	7883	4474	7601	4373	7430	4271	7256	4133	7022	4026	6840
							3.59	80.8	3.62	80.5	3.63	80.3	3.64	80.2	3.67	80	3.68	79.8	3.7	79.8	3.72	79.5	3.73	79.4
2050									5294	8995	5198	8831	5135	8724	4979	8459	4886	8301	4793	8143	4669	7933	4574	7771
									4.52	82.2	4.54	82	4.55	82	4.58	81.7	4.6	81.6	4.61	81.4	4.64	81.2	4.65	81

*Presión Sonora a la succión a 1.5m en dB(A), campo libre.

Alta presión

RPM	PRESIÓN ESTÁTICA inwg / mmca																							
	57.15mm/ 2.25"		59.69mm/ 2.35"		63.5mm/ 2.5"		69.85mm/ 2.75"		76.2mm/ 3"		80.01mm/ 3.15"		85.09mm/ 3.35"		88.9mm/ 3.5"		95.25mm/ 3.75"		101.6mm/ 4"		105.41mm/ 4.15"		110.49mm/ 4.35"	
	CFM	m³/hr	CFM	m³/hr	CFM	m³/hr	CFM	m³/hr	CFM	m³/hr	CFM	m³/hr	CFM	m³/hr	CFM	m³/hr	CFM	m³/hr	CFM	m³/hr	CFM	m³/hr	CFM	m³/hr
	BHP	dB(A)	BHP	dB(A)	BHP	dB(A)	BHP	dB(A)	BHP	dB(A)	BHP	dB(A)	BHP	dB(A)	BHP	dB(A)	BHP	dB(A)	BHP	dB(A)	BHP	dB(A)	BHP	dB(A)
1450	871	1480																						
	1.07	69.9																						
1500	1821	3094	1338	2273																				
	1.62	72.4	1.41	71.5																				
1550	2282	3877	2045	3474	1439	2445																		
	1.93	73.8	1.85	73.6	1.59	72.6																		
1600	2608	4431	2445	4154	2121	3604	877	1490																
	2.18	74.8	2.15	74.6	2.04	74.2	1.39	72.6																
1700	3121	5303	3011	5116	2826	4801	2417	4106	1617	2747														
	2.67	76.5	2.66	76.3	2.63	76.1	2.52	75.6	2.12	74.6														
1750	3344	5681	3248	5518	3089	5248	2769	4705	2297	3903	1803	3063												
	2.92	77.2	2.92	77.1	2.9	76.9	2.84	76.5	2.66	75.8	2.4	75.3												
1800	3555	6040	3467	5890	3327	5653	3057	5194	2708	4601	2419	4110	1776	3017	841	1429								
	3.18	78.1	3.18	77.9	3.17	77.7	3.14	77.2	3.04	76.8	2.93	76.4	2.56	75.7	1.87	75.3								
1900	3952	6714	3876	6585	3758	6385	3544	6021	3298	5603	3126	5311	2847	4837	2574	4373	1796	3051						
	3.73	79.3	3.74	79.2	3.74	79.1	3.73	78.8	3.7	78.4	3.67	78.1	3.57	77.8	3.45	77.4	2.95	76.9						
2000	4327	7352	4260	7238	4155	7059	3971	6747	3771	6407	3640	6184	3445	5853	3279	5571	2938	4992	2428	4125	1913	3250	732	1244
	4.34	80.4	4.34	80.3	4.35	80.2	4.36	80	4.36	79.7	4.35	79.5	4.31	79.3	4.27	79.1	4.14	78.7	3.85	78.3	3.45	78.2	2.38	78.3
2050	4510	7662	4445	7552	4345	7382	4172	7088	3987	6774	3867	6570	3694	6276	3551	6033	3274	5563	2913	4949	2618	4448	2003	3403
	4.66	80.9	4.67	80.8	4.68	80.7	4.7	80.5	4.7	80.3	4.69	80.2	4.68	80	4.65	79.9	4.57	79.6	4.41	79.4	4.23	79.2	3.76	79.3

*Presión Sonora a la succión a 1.5m en dB(A), campo libre.

CURVA CARACTERÍSTICA - CLT - H 16 / CLT- L 16

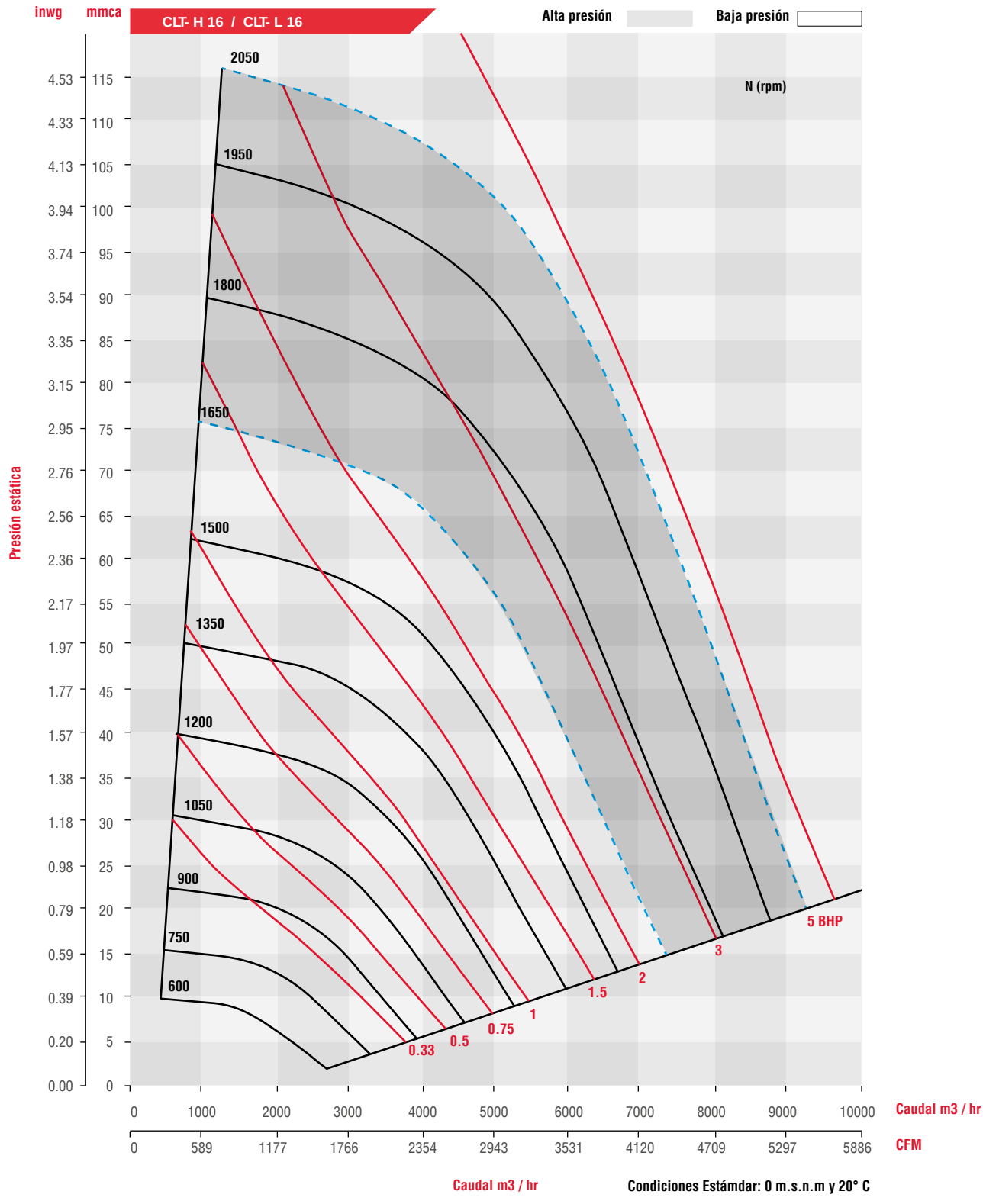

CARACTERÍSTICAS PRINCIPALES

CLT- H 18 / CLT- L 18

Alta presión

RPM	PRESIÓN ESTÁTICA inwg / mmca																							
	10.16mm/ 0."4		12.7mm/ 0.5"		15.24mm/ 0.6"		17.78mm/ 0.7"		20.32mm/ 0.8"		22.86mm/ 0.9"		25.4mm/ 1"		29.21mm/ 1.15"		31.75mm/ 1.25"		34.29mm/ 1.35"		36.83mm/ 1.45"		39.37mm/ 1.55"	
	CFM	m³/hr	CFM	m³/hr	CFM	m³/hr	CFM	m³/hr	CFM	m³/hr	CFM	m³/hr	CFM	m³/hr	CFM	m³/hr	CFM	m³/hr	CFM	m³/hr	CFM	m³/hr	CFM	m³/hr
	BHP	dB(A)	BHP	dB(A)	BHP	dB(A)	BHP	dB(A)	BHP	dB(A)	BHP	dB(A)	BHP	dB(A)	BHP	dB(A)	BHP	dB(A)	BHP	dB(A)	BHP	dB(A)	BHP	dB(A)
700	1351	2295	925	1572																				
	0.20	60.5	0.2	59.1																				
850	2023	3437	1835	3118	1616	2746	1311	2227																
	0.34	66.8	0.35	65.8	0.35	64.7	0.34	63.5																
950	2418	4108	2260	3840	2094	3558	1909	3243	1687	2866	1363	2316												
	0.47	69.8	0.48	69.2	0.49	68.7	0.5	67.8	0.49	66.6	0.46	65.6												
1100	2982	5066	2848	4839	2713	4609	2576	4377	2431	4130	2275	3865	2100	3568	1763	2995	1366	2321						
	0.7	73.1	0.72	73.2	0.74	72.8	0.75	72.4	0.76	71.8	0.77	71.2	0.77	70.3	0.75	69.1	0.68	68.7						
1250	3530	5997	3409	5792	3290	5590	3172	5389	3053	5187	2932	4981	2806	4767	2603	4422	2453	4168	2285	3882	2085	3542	1820	3092
	1.01	75.4	1.03	76.8	1.05	75.8	1.07	75.6	1.09	75.4	1.1	75.1	1.11	74.7	1.13	73.9	1.13	73.1	1.12	72.4	1.1	71.8	1.06	71.4
1350	3889	6607	3774	6412	3663	6223	3553	6037	3444	5851	3334	5664	3223	5476	3050	5182	2928	4975	2800	4757	2661	4521	2508	4261
	1.25	76.8	1.28	77.1	1.3	77.3	1.32	77.5	1.34	77.5	1.36	77.3	1.38	77.1	1.4	76.3	1.41	75.9	1.42	75.5	1.42	74.8	1.42	74.2
1500	4423	7515	4315	7331	4211	7154	4110	6983	4011	6815	3913	6648	3815	6482	3666	6229	3565	6057	3462	5882	3356	5702	3246	5515
	1.69	79.1	1.72	79.2	1.75	79.3	1.77	79.5	1.8	79.8	1.82	79.8	1.85	79.8	1.88	79.6	1.9	79.4	1.91	79.3	1.93	78.9	1.94	78.5
1600	4776	8114	4672	7938	4572	7768	4476	7605	4381	7443	4288	7285	4196	7129	4058	6895	3965	6737	3871	6577	3776	6415	3679	6251
	2.04	80.2	2.07	80.4	2.1	80.5	2.12	80.8	2.15	81	2.18	81.1	2.21	81.1	2.24	81.1	2.27	81.1	2.29	80.9	2.31	80.8	2.32	80.6
1750			5203	8840	5108	8678	5017	8524	4928	8373	4841	8225	4755	8079	4628	7863	4544	7720	4460	7578	4375	7433	4290	7289
			2.67	82.4	2.7	82.4	2.74	82.6	2.77	82.8	2.8	83	2.83	83.1	2.87	83.3	2.9	83.5	2.93	83.5	2.95	83.4	2.98	83.3
1875			5642	9586	5551	9431	5463	9282	5378	9137	5295	8996	5213	8857	5093	8653	5014	8519	4935	8385	4857	8252	4778	8118
			3.26	83.9	3.29	84	3.33	84	3.36	84.1	3.4	84.3	3.43	84.3	3.5	84.5	3.5	84.6	3.5	84.6	3.57	84.6	3.6	84.6

*Presión Sonora a la succión a 1.5m en dB(A), campo libre.

Alta presión

RPM	PRESIÓN ESTÁTICA inwg / mmca																							
	44.45mm/ 1.75"		48.26mm/ 1.9"		50.8mm/ 2"		54.61mm/ 2.15"		57.15mm/ 2.25"		60.96mm/ 2.4"		63.5mm/ 2.5"		67.31mm/ 2.65"		69.85mm/ 2.75"		73.66mm/ 2.9"		76.2mm/ 3"		80.01mm/ 3.15"	
	CFM	m³/hr	CFM	m³/hr	CFM	m³/hr	CFM	m³/hr	CFM	m³/hr	CFM	m³/hr	CFM	m³/hr	CFM	m³/hr	CFM	m³/hr	CFM	m³/hr	CFM	m³/hr	CFM	m³/hr
	BHP	dB(A)	BHP	dB(A)	BHP	dB(A)	BHP	dB(A)	BHP	dB(A)	BHP	dB(A)	BHP	dB(A)	BHP	dB(A)	BHP	dB(A)	BHP	dB(A)	BHP	dB(A)	BHP	dB(A)
1350	2121	3604	1573	2673																				
	1.37	73	1.2	72.3																				
1400	2464	4186	2157	3665	1851	3145																		
	1.57	74.5	1.52	73.7	1.44	73.3																		
1500	3008	5111	2807	4769	2655	4511	2380	4044	2134	3626														
	1.95	77.5	1.94	76.6	1.93	76.1	1.89	75.6	1.82	75.4														
1550	3248	5518	3070	5216	2940	4995	2720	4621	2548	4329	2212	3758												
	2.15	78.8	2.15	78	2.15	77.5	2.13	77	2.1	76.6	2.01	76												
1600	3477	5907	3314	5630	3198	5433	3010	5114	2870	4876	2626	4462	2424	4118	1963	3335								
	2.35	79.8	2.36	79.7	2.37	78.9	2.36	78.2	2.35	77.9	2.31	77	2.26	77.1	2.09	76.8								
1650	3696	6280	3545	6023	3440	5845	3271	5557	3150	5352	2949	5010	2797	4752	2519	4280	2270	3857						
	2.56	81	2.58	80.4	2.59	80	2.6	79.4	2.59	79	2.57	78.5	2.55	78.3	2.48	78.1	2.4	78						
1700	3909	6641	3768	6402	3670	6235	3516	5974	3407	5788	3232	5491	3104	5274	2887	4905	2718	4618	2392	4064				
	2.79	81.9	2.81	81.5	2.82	81.3	2.84	80.6	2.84	80.3	2.83	79.8	2.82	79.6	2.79	79.1	2.75	79	2.64	78.6				
1750	4117	6995	3983	6767	3891	6611	3748	6368	3648	6198	3490	5930	3378	5739	3194	5427	3058	5196	2823	4796	2632	4472	2227	3784
	3.02	83	3.05	82.7	3.06	82.4	3.08	81.9	3.09	81.6	3.1	81	3.09	80.6	3.08	80.2	3.06	79.9	3.01	79.6	2.95	79.5	2.77	79.3
1800	4320	7340	4193	7124	4106	6976	3971	6747	3878	6589	3733	6342	3631	6169	3468	5892	3351	5693	3158	5365	3013	5119	2755	4681
	3.26	83.8	3.3	83.7	3.32	83.4	3.34	82.9	3.35	82.5	3.36	82.1	3.37	81.8	3.37	81.2	3.36	81	3.33	80.6	3.3	80.4	3.22	79.9
1875	4620	7849	4500	7646	4418	7506	4294	7296	4209	7151	4077	6927	3986	6772	3844	6531	3745	6363	3586	6093	3472	5899	3286	5583
	3.65	84.5	3.69	84.4	3.71	84.3	3.74	84.1	3.76	83.9	3.78	83.7	3.79	83.4	3.81	82.8	3.81	82.5	3.80	81.9	3.79	81.6	3.77	81.1

*Presión Sonora a la succión a 1.5m en dB(A), campo libre.

CURVA CARACTERÍSTICA - CLT - L 18 / CLT H 18

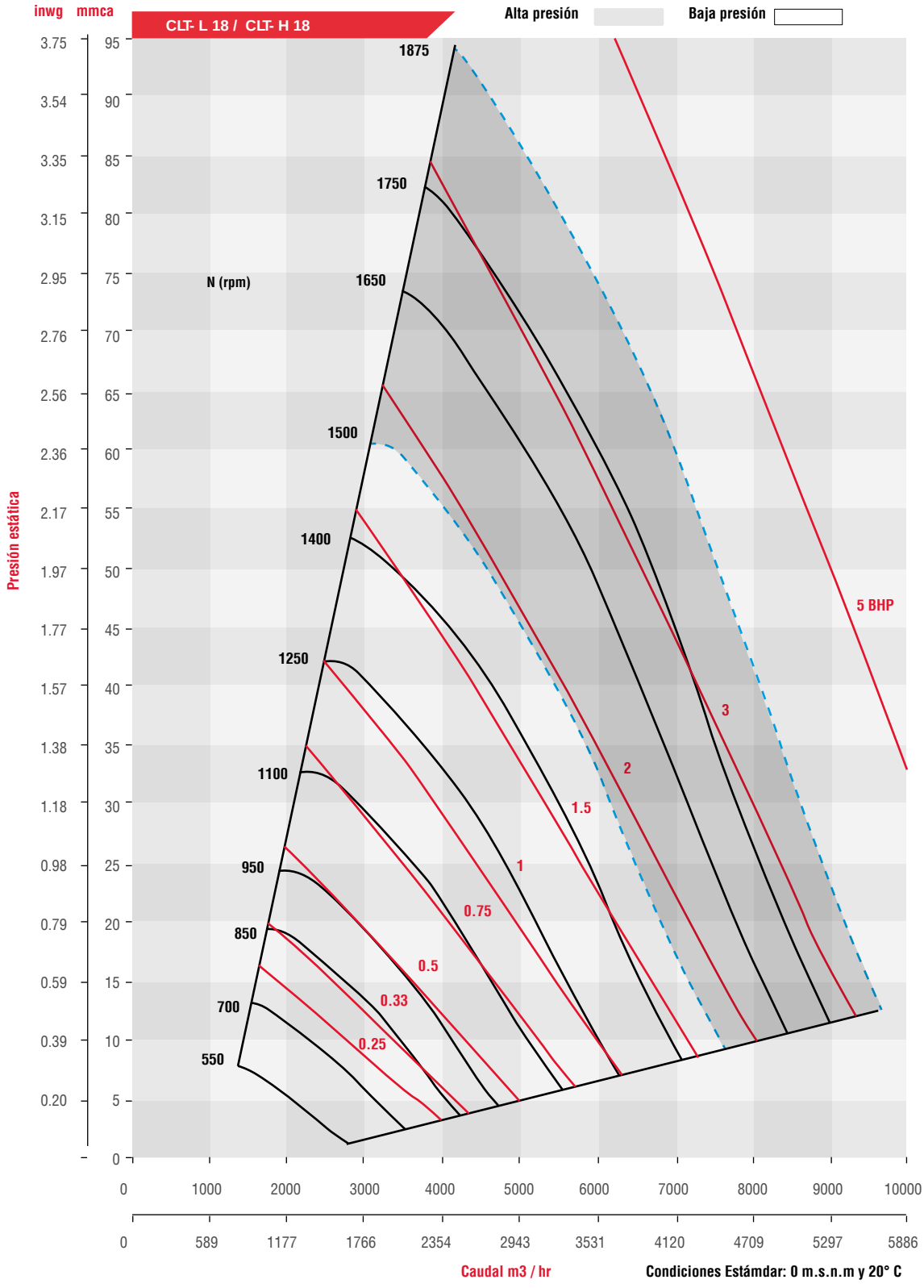

CARACTERÍSTICAS PRINCIPALES

CLT- H 20 / CLT- L 20

Alta presión

RPM	PRESIÓN ESTÁTICA inwg / mmca																							
	5.08mm/ 0.2"		10.16mm/ 0.4"		12.7mm/ 0.5"		19.05mm/ 0.75"		25.4mm/ 1"		29.21mm/ 1.15"		31.75mm/ 1.25"		38.1mm/ 1.5"		41.91mm/ 1.65"		45.72mm/ 1.8"		50.8mm/ 2"		54.61mm/ 2.15"	
	CFM	m³/hr	CFM	m³/hr	CFM	m³/hr	CFM	m³/hr	CFM	m³/hr	CFM	m³/hr	CFM	m³/hr	CFM	m³/hr	CFM	m³/hr	CFM	m³/hr	CFM	m³/hr	CFM	m³/hr
	BHP	dB(A)	BHP	dB(A)	BHP	dB(A)	BHP	dB(A)	BHP	dB(A)	BHP	dB(A)	BHP	dB(A)	BHP	dB(A)	BHP	dB(A)	BHP	dB(A)	BHP	dB(A)	BHP	dB(A)
400	803	1364																						
	0.07	48.5																						
550	1721	2924	924	1570																				
	0.17	57.3	0.16	54.9																				
675	2343	3981	1876	3187	1608	2732																		
	0.33	58.5	0.33	60.2	0.33	59.5																		
800			2549	4331	2350	3993	1777	3019																
			0.54	65.6	0.54	64.5	0.54	63.3																
950			3291	5591	3132	5321	2714	4611	2243	3811	1828	3106												
			0.93	70.7	0.91	69.8	0.9	68.0	0.91	67.2	0.86	67.0												
1100					3859	6556	3514	5970	3151	5354	2921	4963	2758	4686	2245	3814	882	1499						
					1.45	74.2	1.4	72.4	1.4	71.1	1.42	70.7	1.42	70.5	1.37	70.4	0.91	68.4						
1200							4017	6825	3693	6274	3492	5933	3355	5700	2990	5080	2736	4648	2410	4095				
							1.84	75.1	1.81	73.8	1.82	73.1	1.83	72.9	1.85	72.5	1.83	72.4	1.76	72.4				
1375							4857	8252	4586	7792	4418	7506	4304	7312	4013	6818	3833	6512	3648	6198	3383	5748	3162	5372
							2.85	78.7	2.76	78.1	2.73	77.5	2.72	77.0	2.73	76.4	2.75	76.1	2.77	75.9	2.78	75.7	2.75	74.8
1500							5434	9232	5194	8825	5044	8570	4942	8396	4682	7955	4523	7685	4361	7409	4141	7036	3970	6745
							3.77	81.2	3.65	80.7	3.59	80.1	3.56	80.0	3.53	74.2	3.53	78.7	3.55	78.5	3.58	78.2	3.6	77.9
1650									5898	10021	5767	9798	5677	9645	5448	9256	5307	9017	5164	8774	4972	8447	4825	8198
									4.97	83.6	4.89	83.4	4.84	83.0	4.75	77.3	4.72	81.9	4.7	81.4	4.71	81.0	4.72	80.6

*Presión Sonora a la succión a 1.5m en dB(A), campo libre.

Alta presión

RPM	PRESIÓN ESTÁTICA inwg / mmca																							
	55.88mm/ 2.2"		58.42mm/ 2.3"		60.96mm/ 2.4"		63.5mm/ 2.5"		67.31mm/ 2.65"		69.85mm/ 2.75"		73.66mm/ 2.9"		76.2mm/ 3"		80.01mm/ 3.15"		82.55mm/ 3.25"		86.36mm/ 3.4"		88.9mm/ 3.5"	
	CFM	m³/hr	CFM	m³/hr	CFM	m³/hr	CFM	m³/hr	CFM	m³/hr	CFM	m³/hr	CFM	m³/hr	CFM	m³/hr	CFM	m³/hr	CFM	m³/hr	CFM	m³/hr	CFM	m³/hr
	BHP	dB(A)	BHP	dB(A)	BHP	dB(A)	BHP	dB(A)	BHP	dB(A)	BHP	dB(A)	BHP	dB(A)	BHP	dB(A)	BHP	dB(A)	BHP	dB(A)	BHP	dB(A)	BHP	dB(A)
1350	2879	4891	2658	4516	2320	3942																		
	2.56	75.1	2.49	74.9	2.36	74.7																		
1400	3263	5544	3104	5274	2919	4959	2687	4565	1317	2238														
	2.91	76.0	2.89	75.9	2.84	75.8	2.75	75.6	2.02	73.8														
1425	3435	5836	3290	5590	3130	5318	2944	5002	2548	4329	1290	2192												
	3.09	76.5	3.07	76.3	3.04	76.2	2.98	76.2	2.82	75.8	2.09	73.9												
1450	3600	6116	3465	5887	3320	5641	3160	5369	2862	4863	2570	4366												
	3.26	77	3.25	76.9	3.23	76.7	3.19	76.7	3.09	76.5	2.96	76.2												
1475	3758	6385	3631	6169	3497	5941	3353	5697	3102	5270	2893	4915	2336	3969										
	3.43	77.4	3.43	77.3	3.42	77.2	3.39	77.1	3.33	76.9	3.25	76.7	2.97	76.4										
1525	4062	6901	3946	6704	3827	6502	3702	6290	3499	5945	3348	5688	3078	5230	2837	4820	1376	2338						
	3.78	78.4	3.79	78.2	3.79	78.2	3.78	78.0	3.76	77.8	3.72	77.7	3.63	77.4	3.51	77.3	2.56	75.4						
1550	4209	7151	4098	6963	3983	6767	3865	6567	3676	6246	3539	6013	3306	5617	3120	5301	2719	4620	1439	2445				
	3.96	78.8	3.97	78.7	3.98	78.6	3.98	78.5	3.96	78.3	3.94	78.1	3.88	77.9	3.8	77.8	3.6	77.5	2.72	75.9				
1600	4496	7639	4391	7460	4285	7280	4176	7095	4006	6806	3886	6602	3694	6276	3553	6037	3309	5622	3107	5279	2612	4438		
	4.33	79.7	4.35	79.6	4.36	79.4	4.37	79.4	4.38	79.1	4.37	79.0	4.34	78.8	4.31	78.7	4.22	78.5	4.13	78.5	3.84	78.6		
1625	4637	7878	4535	7705	4431	7528	4326	7350	4163	7073	4049	6879	3869	6573	3740	6354	3525	5989	3359	5707	3040	5165	2690	4570
	4.53	80.1	4.54	80	4.56	79.9	4.57	79.8	4.58	79.6	4.58	79.4	4.57	79.2	4.55	79.1	4.49	78.9	4.42	78.9	4.26	78.9	4.05	78.9
1650	4776	8114	4676	7945	4575	7773	4473	7600	4316	7333	4207	7148	4037	6859	3916	6653	3721	6322	3576	6076	3320	5641	3101	5269
	4.73	80.5	4.74	80.4	4.76	80.3	4.77	80.2	4.79	80.0	4.8	79.8	4.8	79.6	4.78	79.5	4.74	79.3	4.7	79.2	4.59	79.2	4.47	79.2

*Presión Sonora a la succión a 1.5m en dB(A), campo libre.

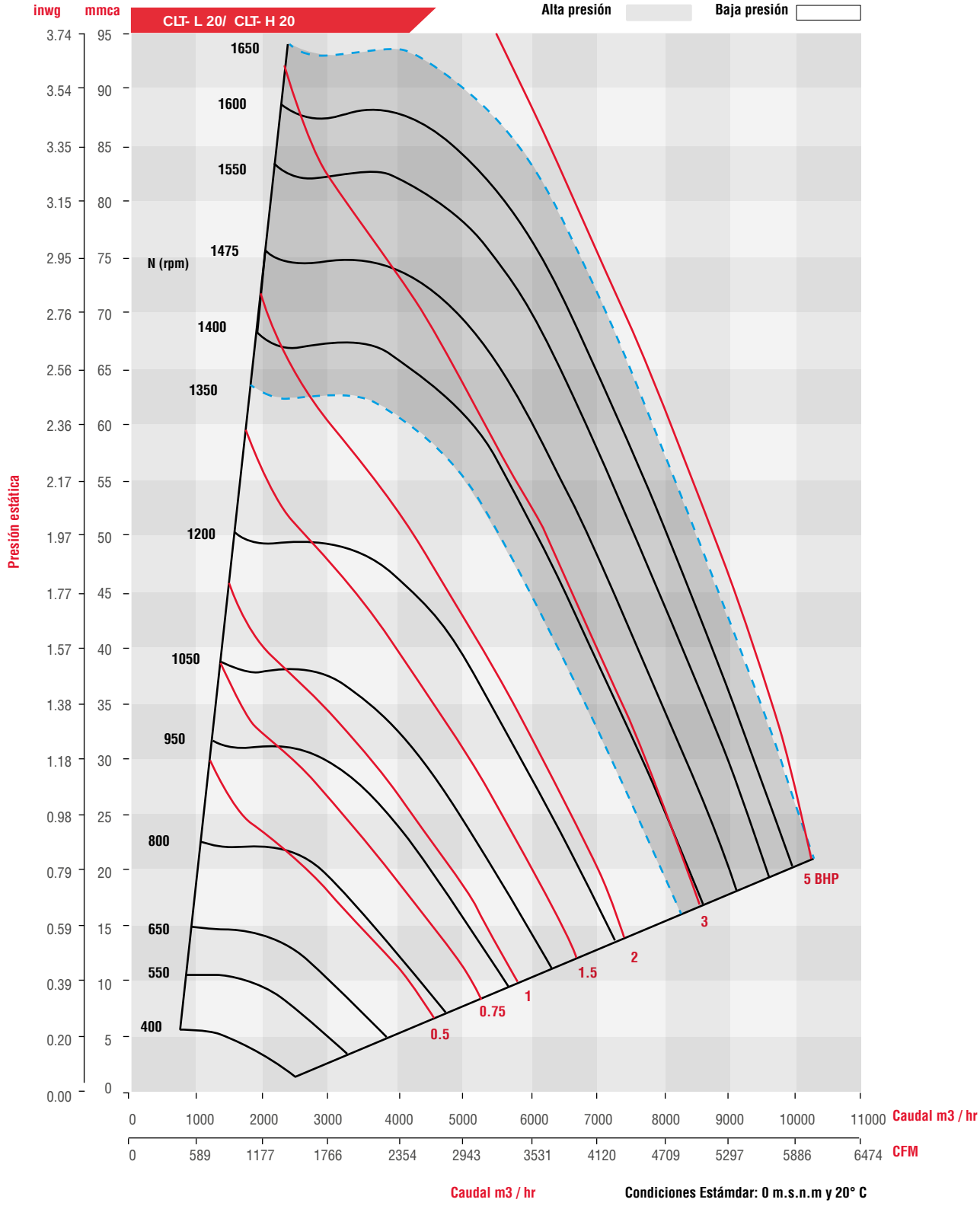
CLT- L 20/ CLT- H 20
Alta presión
Baja presión
inwg
mmca
Presión estática
N (rpm)
1650
1600
1550
1475
1400
1350
1200
1050
950
800
650
550
400
5 BHP
3
2
1.5
1
0.75
0.5
3.74 3.54 3.35 3.15 2.95 2.76 2.56 2.36 2.17 1.97 1.77 1.57 1.38 1.18 0.98 0.79 0.59 0.39 0.20 0.00
95 90 85 80 75 70 65 60 55 50 45 40 35 30 25 20 15 10 5 0
0 1000 2000 3000 4000 5000 6000 7000 8000 9000 10000 11000
Caudal m3 / hr
0 589 1177 1766 2354 2943 3531 4120 4709 5297 5886 6474
CFM
Caudal m3 / hr
Condiciones Estámdar: 0 m.s.n.m y 20° C

CARACTERÍSTICAS PRINCIPALES

CLT-L 22

RPM	PRESIÓN ESTÁTICA inwg / mmca																							
	3.17mm/0.125"		6.3mm/0.250"		12.70mm/0.50"		19.05mm/0.750"		25.4mm/1.000"		28.57mm/1.25"		31.75mm/1.250"		38.10mm/1.500"		44.55mm/1.750"		50.8mm/2.000"		57.15mm/2.125"		63.50mm/2.500"	
	CFM	BHP	CFM	BHP	CFM	BHP	CFM	BHP	CFM	BHP	CFM	BHP	CFM	BHP	CFM	BHP	CFM	BHP	CFM	BHP	CFM	BHP	CFM	BHP
	m³/hr	dB(A)	m³/hr	dB(A)	m³/hr	dB(A)	m³/hr	dB(A)	m³/hr	dB(A)	m³/hr	dB(A)	m³/hr	dB(A)	m³/hr	dB(A)	m³/hr	dB(A)	m³/hr	dB(A)	m³/hr	dB(A)	m³/hr	dB(A)
580	3508	0.34																						
	5960	62																						
614	3763	0.40	3344	0.42	2240	0.41																		
	6394	63	5681	62	3806	58																		
648	4016	0.47	3622	0.49	2674	0.49																		
	6824	64	6153	63	4544	60																		
682	4267	0.55	3894	0.56	3047	0.58																		
	7250	65	6616	64	5177	62																		
716			4161	0.65	3386	0.67	2119	0.60																
			7070	65	5752	63	3601	58																
750			4425	0.74	3705	0.77	2715	0.74																
			7519	66	6295	65	4614	61																
784			4687	0.85	4011	0.87	3162	0.87																
			7962	67	6814	66	5373	63																
818			4944	0.96	4305	0.99	3549	0.99	2230	0.87														
			8400	68	7314	67	6029	65	3788	60														
852			5201	1.08	4593	1.11	3902	1.13	2921	1.07	1756	0.88												
			8836	69	7804	68	6630	66	4962	64	2983	58												
886			5455	1.21	4875	1.24	4234	1.27	3410	1.24	2785	1.17												
					8282	69	7193	68	5793	66	4732	63												
920					5151	1.39	4551	1.41	3825	1.41	3346	1.37	2635	1.27										
					8751	70	7732	69	6498	67	5685	66	4476	63										
954					5423	1.54	4856	1.57	4199	1.58	3797	1.56	3288	1.50										
					9214	71	8251	70	7133	68	6452	67	5586	66										
988					5693	1.71	5154	1.74	4547	1.76	4194	1.75	3778	1.72	2252	1.43								
					9673	72	8757	71	7726	70	7126	69	6419	68	3825	62								
1022					5959	1.89	5445	1.92	4878	1.94	4560	1.94	4200	1.92	3195	1.79								
					10124	73	9250	72	8288	71	7747	70	7135	69	5429	66								
1056					6222	2.08	5730	2.11	5196	2.14	4903	2.14	4581	2.14	3771	2.06	1528	1.47						
					10571	73	9735	73	8828	72	8330	71	7782	70	6407	68	2595	59						
1090					6484	2.28	6010	2.32	5505	2.35	5231	2.36	4937	2.36	4240	2.31	3151	2.11						
					11017	74	10211	73	9353	73	8888	72	8389	71	7203	70	5353	67						
1124					6743	2.49	6286	2.53	5805	2.57	5548	2.58	5275	2.58	4652	2.56	3812	2.45						
					11457	75	10680	74	9862	73	9427	73	8962	72	7904	71	6477	69						
1158					7002	2.72	6560	2.76	6099	2.80	5855	2.81	5600	2.82	5031	2.82	4323	2.75	3185	2.49				
					11896	76	11145	75	10362	74	9948	74	9514	73	8547	72	7345	71	5412	68				
1192					7257	2.96	6830	3.01	6387	3.05	6155	3.06	5914	3.07	5388	3.08	4763	3.04	3911	2.89	3239	2.70		
					12330	76	11604	76	10852	75	10457	75	10048	74	9154	73	8092	72	6645	70	5503	68		
1226					7513	3.22	7098	3.26	6670	3.30	6449	3.32	6220	3.34	5727	3.35	5161	3.33	4452	3.24	3983	3.13		
					12764	77	12059	76	11333	76	10957	75	10568	75	9731	74	8768	73	7563	72	6767	71		
1260							7363	3.53	6951	3.58	6739	3.60	6519	3.62	6053	3.64	5532	3.63	4912	3.57	4535	3.51		
							12510	77	11809	77	11449	76	11075	76	10285	75	9400	74	8346	73	7705	72		
1300							7672	3.87	7275	3.92	7073	3.94	6864	3.96	6426	3.99	5946	4.00	5397	3.97	5080	3.93	3699	3.56
							13035	78	12361	77	12016	77	11662	77	10918	76	10103	75	9169	74	8631	74	6285	71

*Presión Sonora a la succión a 1.5m en dB(A), campo libre.

CURVA CARACTERÍSTICA - CLT-L 22

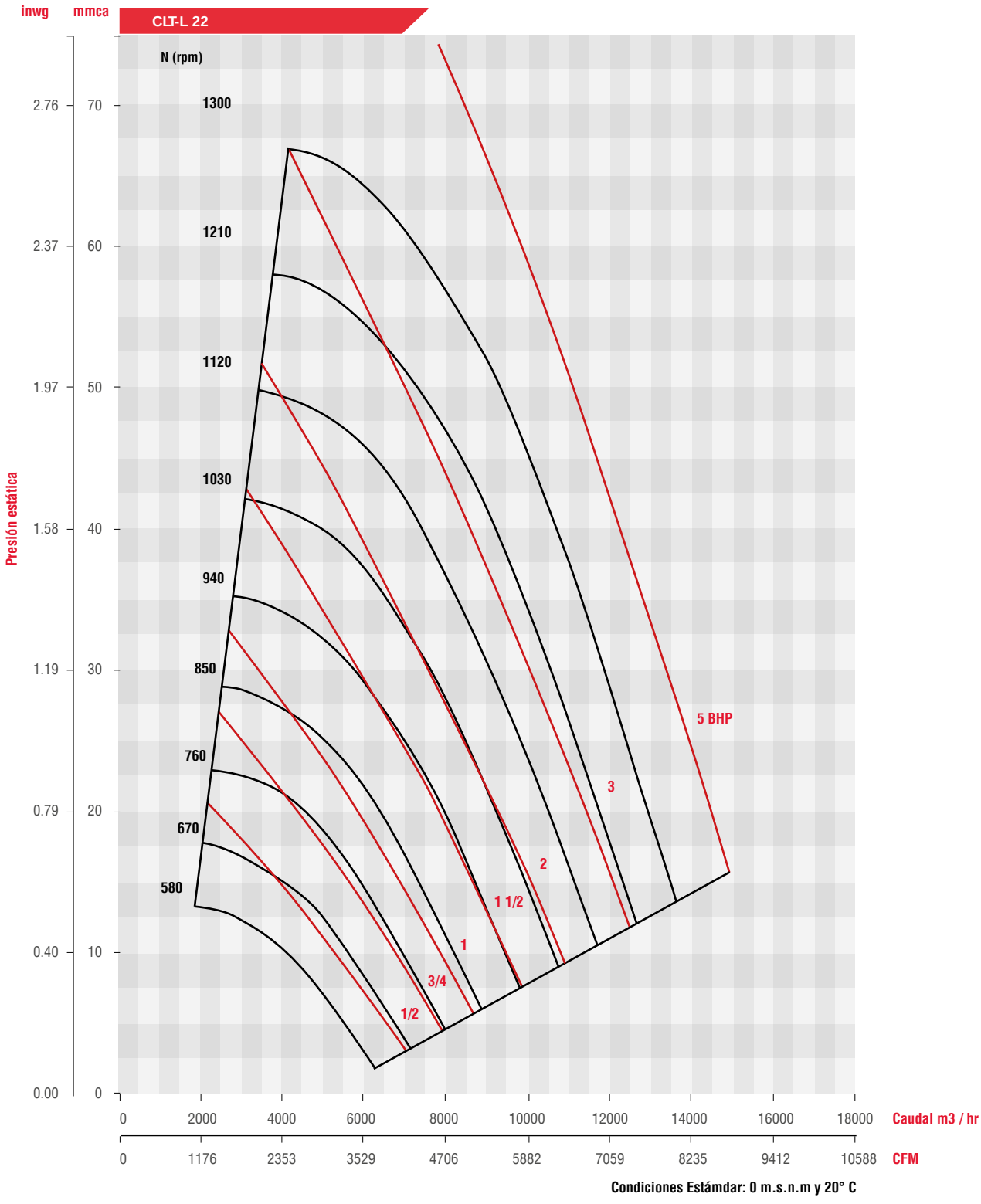

CARACTERÍSTICAS PRINCIPALES

CLT-L 24

RPM	PRESIÓN ESTÁTICA inwg / mmca																							
	3.17mm/0.125"		6.35mm/0.250"		12.70mm/0.50"		19.05mm/0.750"		25.4mm/1.00"		31.75mm/1.250"		38.10mm/1.500"		44.55mm/1.750"		50.8mm/2.000"		57.15mm/2.125"		63.50mm/2.500"		69.89mm/2.750"	
	CFM	BHP	CFM	BHP	CFM	BHP	CFM	BHP	CFM	BHP	CFM	BHP	CFM	BHP	CFM	BHP	CFM	BHP	CFM	BHP	CFM	BHP	CFM	BHP
	m³/hr	dB(A)	m³/hr	dB(A)	m³/hr	dB(A)	m³/hr	dB(A)	m³/hr	dB(A)	m³/hr	dB(A)	m³/hr	dB(A)	m³/hr	dB(A)	m³/hr	dB(A)	m³/hr	dB(A)	m³/hr	dB(A)	m³/hr	dB(A)
500	3852	0.32																						
	6545	57																						
533			3630	0.40	2156	0.36																		
			6167	57	3663	51																		
567			4000	0.48	2786	0.46																		
			6796	59	4734	54																		
600			4350	0.56	3278	0.56																		
			7391	60	5568	57																		
633			4693	0.66	3716	0.67	2114	0.56																
			7974	61	6314	59	3591	52																
667			5042	0.77	4137	0.78	2933	0.73																
			8567	63	7029	60	4984	56																
700					4527	0.90	3501	0.88																
					7691	62	5948	59																
733					4902	1.03	3989	1.02	2507	0.88														
					8328	63	6777	61	4259	55														
767					5279	1.18	4445	1.18	3325	1.11														
					8970	64	7552	62	5650	59														
800					5636	1.34	4862	1.35	3910	1.30	1923	0.98												
					9576	65	8261	64	6643	61	3267	53												
833					5988	1.51	5260	1.52	4415	1.50	3178	1.35												
					10174	67	8937	66	7501	64	5400	60												
867					6345	1.70	5656	1.71	4887	1.70	3899	1.62												
					10781	68	9609	67	8303	65	6624	62												
900					6687	1.90	6029	1.91	5317	1.91	4462	1.86	3141	1.64										
					11362	69	10244	67	9034	66	7581	64	5336	60										
933					7026	2.11	6395	2.13	5726	2.14	4960	2.10	3944	1.97										
					11937	69	10866	68	9729	67	8427	65	6702	63										
967					7371	2.35	6766	2.37	6133	2.38	5433	2.36	4577	2.28	3231	2.00								
					12524	70	11495	69	10420	68	9231	66	7776	64	5489	60								
1000					7704	2.60	7119	2.62	6517	2.63	5865	2.62	5107	2.57	4096	2.40								
					13089	71	12096	70	11073	69	9965	67	8677	66	6959	63								
1033							7468	2.88	6892	2.90	6279	2.90	5589	2.86	4744	2.75	3428	2.43						
							12688	70	11710	69	10668	68	9496	67	8059	65	5824	61						
1066							7814	3.16	7260	3.18	6678	3.19	6041	3.17	5296	3.09	4311	2.90						
							13275	71	12334	70	11346	69	10263	68	8999	67	7325	64						
1100							8167	3.47	7632	3.49	7078	3.50	6483	3.49	5812	3.44	4992	3.31	3777	2.98				
							13876	72	12967	71	12026	70	11015	69	9874	68	8482	66	6417	63				
1133							8506	3.78	7989	3.81	7458	3.82	6896	3.82	6277	3.79	5558	3.70	4625	3.49	2837	2.83		
							14451	72	13574	72	12671	71	11716	70	10664	69	9442	67	7858	65	4821	60		
1167							8852	4.13	8352	4.15	7841	4.17	7306	4.18	6731	4.16	6082	4.10	5301	3.96	4203	3.63		
							15040	73	14189	72	13322	72	12413	71	11435	70	10333	69	9006	67	7141	64		
1200									8699	4.51	8207	4.53	7696	4.55	7152	4.54	6555	4.49	5866	4.39	4998	4.18	3593	3.64
									14780	73	13943	72	13076	72	12152	71	11137	70	9967	68	8491	67	6105	63

*Presión Sonora a la succión a 1.5m en dB(A), campo libre.

CURVA CARACTERÍSTICA - **CLT-L 24**

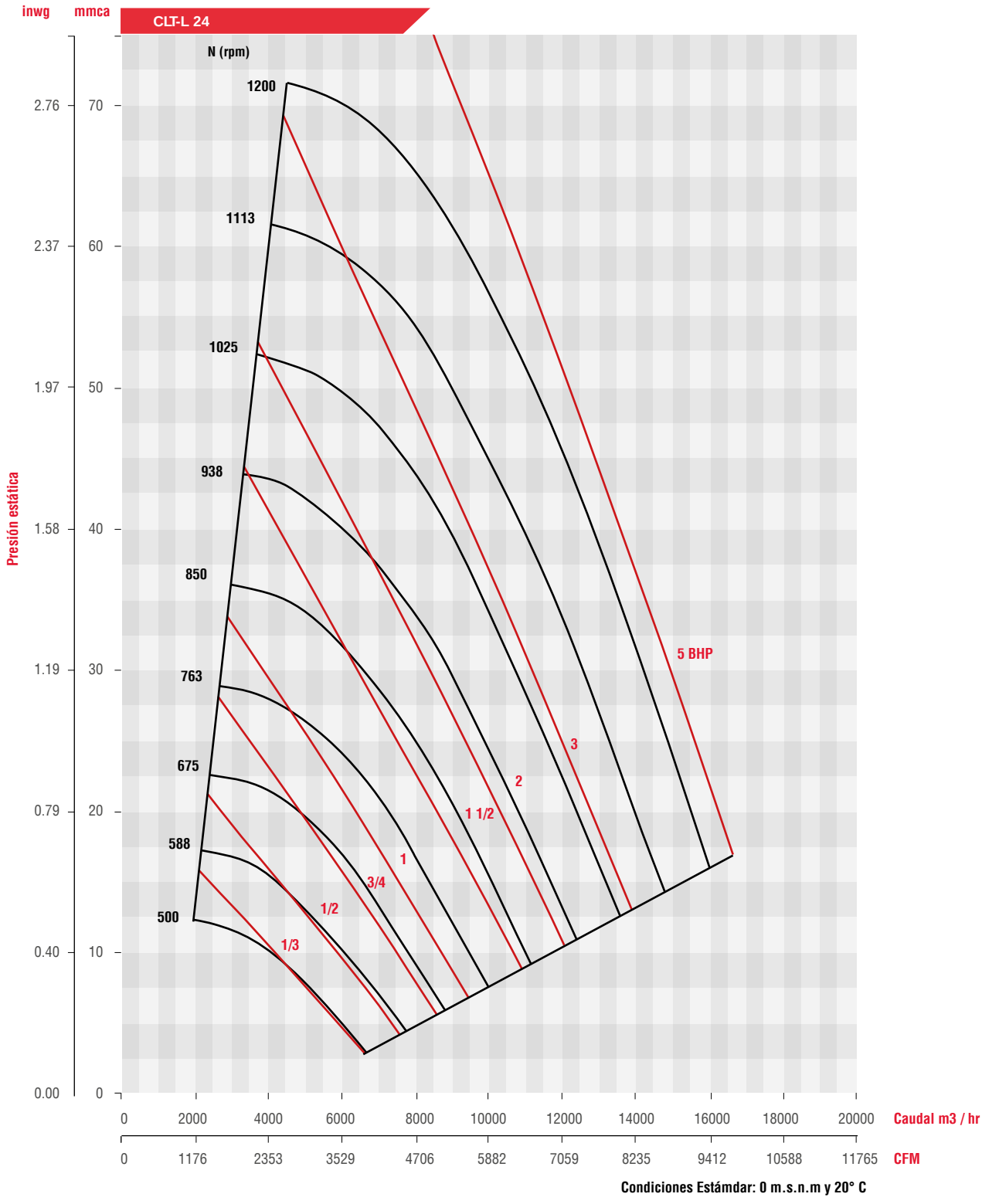

CARACTERÍSTICAS PRINCIPALES

CLT-L 26

RPM	PRESIÓN ESTÁTICA inwg / mmca																							
	3.17mm/0.125"		6.35mm/0.250"		12.70mm/0.50"		19.05mm/0.750"		22.22mm/0.875"		25.4mm/1.00"		28.58mm/1.125"		31.75mm/1.250"		34.93mm/1.375"		38.10mm/1.500"		44.55mm/1.750"		50.8mm/2.000"	
	CFM	BHP	CFM	BHP	CFM	BHP	CFM	BHP	CFM	BHP	CFM	BHP	CFM	BHP	CFM	BHP	CFM	BHP	CFM	BHP	CFM	BHP	CFM	BHP
	m³/hr	dB(A)	m³/hr	dB(A)	m³/hr	dB(A)	m³/hr	dB(A)	m³/hr	dB(A)	m³/hr	dB(A)	m³/hr	dB(A)	m³/hr	dB(A)	m³/hr	dB(A)	m³/hr	dB(A)	m³/hr	dB(A)	m³/hr	dB(A)
375	3666	0.21	2686	0.21																				
	6229	56	4563	56																				
402	4040	0.26	3208	0.27																				
	6864	58	5450	57																				
431	4431	0.32	3703	0.33																				
	7529	59	6291	59																				
459	4802	0.38	4144	0.40																				
	8158	60	7040	60																				
486	5154	0.45	4549	0.47	2619	0.42																		
	8757	62	7728	61	4449	61																		
514	5515	0.53	4954	0.55	3431	0.54																		
	9371	63	8418	63	5830	62																		
542			5349	0.64	4038	0.65																		
			9088	64	6860	63																		
570			5734	0.74	4565	0.77																		
			9742	65	7755	64																		
598			6113	0.85	5047	0.89	3308	0.78																
			10385	66	8574	65	5621	65																
626			6487	0.97	5501	1.02	4117	0.97	2620	0.78														
			11021	67	9345	66	6994	66	4451	65														
654			6855	1.10	5935	1.16	4746	1.14	3841	1.05														
			11646	68	10083	67	8063	67	6525	66														
681			7207	1.24	6341	1.30	5277	1.30	4563	1.26	3449	1.11												
			12245	69	10773	68	8966	68	7753	67	5859	67												
709					6750	1.46	5782	1.48	5180	1.45	4392	1.37	2907	1.11										
					11468	69	9824	69	8801	68	7463	68	4939	67										
737					7150	1.63	6256	1.66	5726	1.65	5087	1.61	4209	1.49										
					12148	70	10629	69	9729	69	8642	69	7151	68										
765					7543	1.81	6710	1.86	6231	1.86	5681	1.83	5000	1.76	4007	1.60								
					12816	71	11400	70	10587	70	9651	69	8495	69	6808	69								
793					7930	2.01	7147	2.07	6708	2.07	6216	2.06	5644	2.02	4920	1.92	3784	1.69						
					13473	72	12142	71	11396	71	10562	70	9589	70	8359	69	6428	69						
820					8298	2.21	7556	2.28	7148	2.29	6700	2.29	6195	2.27	5596	2.21	4819	2.08	3455	1.75				
					14098	72	12838	72	12144	71	11383	71	10525	71	9508	70	8187	70	5871	69				
849					8689	2.44	7986	2.51	7603	2.54	7191	2.55	6739	2.53	6223	2.50	5609	2.42	4793	2.26				
					14763	73	13568	72	12917	72	12218	72	11449	71	10573	71	9529	70	8143	70				
876					9049	2.67	8377	2.75	8015	2.78	7631	2.79	7214	2.79	6753	2.77	6226	2.72	5586	2.62				
					15375	74	14232	73	13618	73	12965	72	12256	72	11474	72	10577	71	9491	71				
904					9420	2.92	8776	3.01	8434	3.04	8072	3.06	7686	3.07	7265	3.06	6799	3.03	6261	2.97	4695	2.62		
					16004	74	14910	74	14329	73	13715	73	13058	73	12344	72	11551	72	10637	71	7976	70		
932					9788	3.18	9169	3.28	8843	3.32	8501	3.35	8140	3.36	7752	3.37	7329	3.35	6857	3.31	5644	3.09		
					16630	75	15578	74	15024	74	14443	74	13829	73	13171	73	12452	72	11650	72	9589	70		
960					10153	3.46	9558	3.57	9245	3.61	8921	3.64	8580	3.67	8218	3.68	7830	3.67	7404	3.65	6381	3.51	4739	3.06
					17250	76	16239	75	15708	75	15156	74	14577	74	13963	74	13302	73	12580	73	10841	71	8052	68

*Presión Sonora a la succión a 1.5m en dB(A), campo libre.

CURVA CARACTERÍSTICA - CLT-L 26

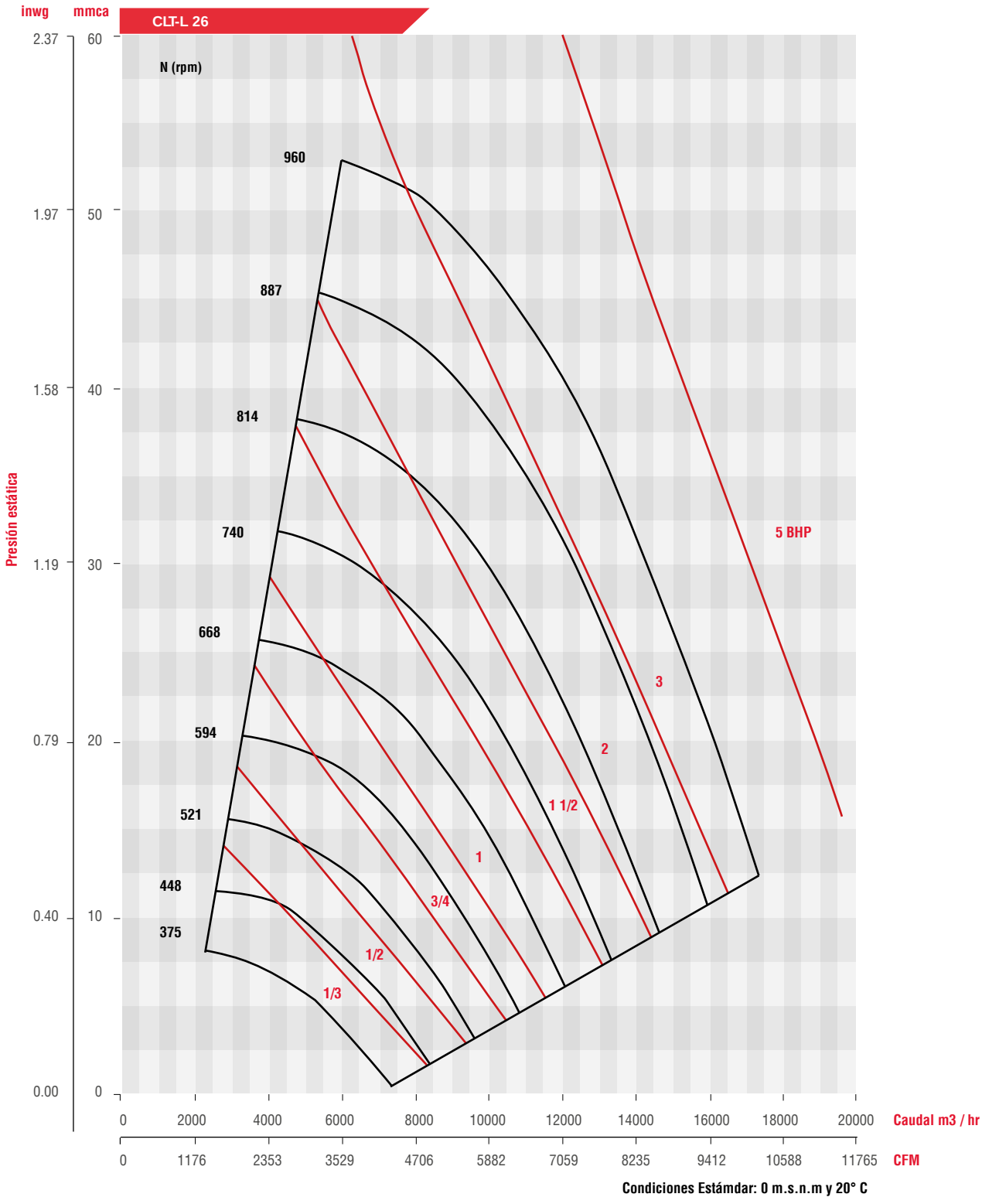

CARACTERÍSTICAS PRINCIPALES

CLT-L 28

RPM	PRESIÓN ESTÁTICA inwg / mmca																							
	3.17mm/0.125"		6.35mm/0.250"		12.70mm/0.50"		19.05mm/0.750"		22.22mm/0.875"		25.4mm/1.00"		28.58mm/1.125"		31.75mm/1.250"		34.93mm/1.375"		38.10mm/1.500"		44.55mm/1.750"		50.8mm/2.000"	
	CFM	BHP	CFM	BHP	CFM	BHP	CFM	BHP	CFM	BHP	CFM	BHP	CFM	BHP	CFM	BHP	CFM	BHP	CFM	BHP	CFM	BHP	CFM	BHP
	m³/hr	dB(A)	m³/hr	dB(A)	m³/hr	dB(A)	m³/hr	dB(A)	m³/hr	dB(A)	m³/hr	dB(A)	m³/hr	dB(A)	m³/hr	dB(A)	m³/hr	dB(A)	m³/hr	dB(A)	m³/hr	dB(A)	m³/hr	dB(A)
370	4407	0.25	3348	0.25																				
	7487	55	5689	54																				
398	4871	0.31	3960	0.32																				
	8275	56	6728	56																				
426	5326	0.38	4511	0.39																				
	9049	58	7664	57																				
454	5774	0.45	5029	0.47																				
	9810	59	8545	59																				
482	6216	0.54	5525	0.56	3599	0.53																		
	10561	61	9387	60	6115	58																		
510			6007	0.66	4411	0.66																		
			10206	61	7494	60																		
539			6494	0.77	5094	0.79																		
			11034	62	8655	61																		
567			6956	0.89	5685	0.92	3367	0.78																
			11819	63	9658	62	5721	61																
595			7412	1.03	6238	1.06	4564	1.02																
			12593	65	10599	63	7754	62																
623			7862	1.17	6765	1.22	5361	1.20	4197	1.11														
			13357	66	11494	64	9109	63	7130	62														
650			8292	1.33	7256	1.38	6012	1.38	5158	1.34	3526	1.13												
			14088	66	12327	65	10214	64	8763	63	5990	61												
680					7786	1.57	6665	1.59	5970	1.57	5034	1.50												
					13228	66	11324	65	10143	64	8552	62												
707					8252	1.75	7215	1.79	6604	1.78	5862	1.75	4784	1.62										
					14020	67	12258	66	11221	64	9959	63	8128	62										
735					8729	1.96	7759	2.01	7211	2.01	6578	1.99	5786	1.93	4531	1.74								
					14830	68	13183	67	12251	65	11176	64	9830	63	7698	62								
763					9197	2.19	8284	2.24	7780	2.25	7220	2.24	6566	2.21	5721	2.12	4206	1.84						
					15626	68	14075	67	13219	66	12267	65	11155	64	9720	62	7147	61						
791					9660	2.43	8795	2.48	8326	2.50	7818	2.51	7246	2.49	6568	2.45	5671	2.33	3673	1.86				
					16413	69	14942	68	14146	67	13282	66	12310	64	11159	63	9634	62	6240	61				
820					10134	2.69	9310	2.75	8872	2.78	8403	2.79	7891	2.79	7312	2.77	6618	2.70	5679	2.55				
					17218	70	15818	69	15073	68	14277	66	13407	65	12423	64	11243	63	9649	62				
848					10589	2.97	9799	3.03	9384	3.06	8946	3.08	8477	3.09	7961	3.08	7372	3.04	6661	2.96				
					17990	71	16648	70	15944	68	15200	67	14402	66	13525	65	12525	64	11316	63				
876					11037	3.26	10281	3.33	9886	3.36	9473	3.39	9037	3.40	8566	3.40	8045	3.39	7450	3.34	5699	3.03		
					18753	71	17467	70	16796	69	16095	68	15353	67	14553	65	13669	64	12658	64	9683	62		
904					11484	3.58	10755	3.65	10377	3.68	9986	3.71	9577	3.73	9141	3.74	8669	3.74	8148	3.71	6811	3.54		
					19511	72	18272	71	17631	70	16966	68	16271	67	15531	66	14729	65	13843	64	11572	62		
932					11927	3.91	11223	3.99	10861	4.02	10489	4.05	10100	4.08	9693	4.09	9259	4.10	8788	4.09	7664	3.99	5861	3.59
					20264	73	19068	72	18454	70	17820	69	17160	68	16469	67	15731	66	14931	65	13021	63	9957	61
960							11688	4.34	11339	4.38	10981	4.41	10613	4.44	10229	4.46	9823	4.48	9392	4.48	8401	4.42	7059	4.20
							19857	72	19265	71	18657	70	18031	69	17379	67	16689	66	15957	66	14273	64	11993	62

*Presión Sonora a la succión a 1.5m en dB(A), campo libre.

CURVA CARACTERÍSTICA - CLT-L 28

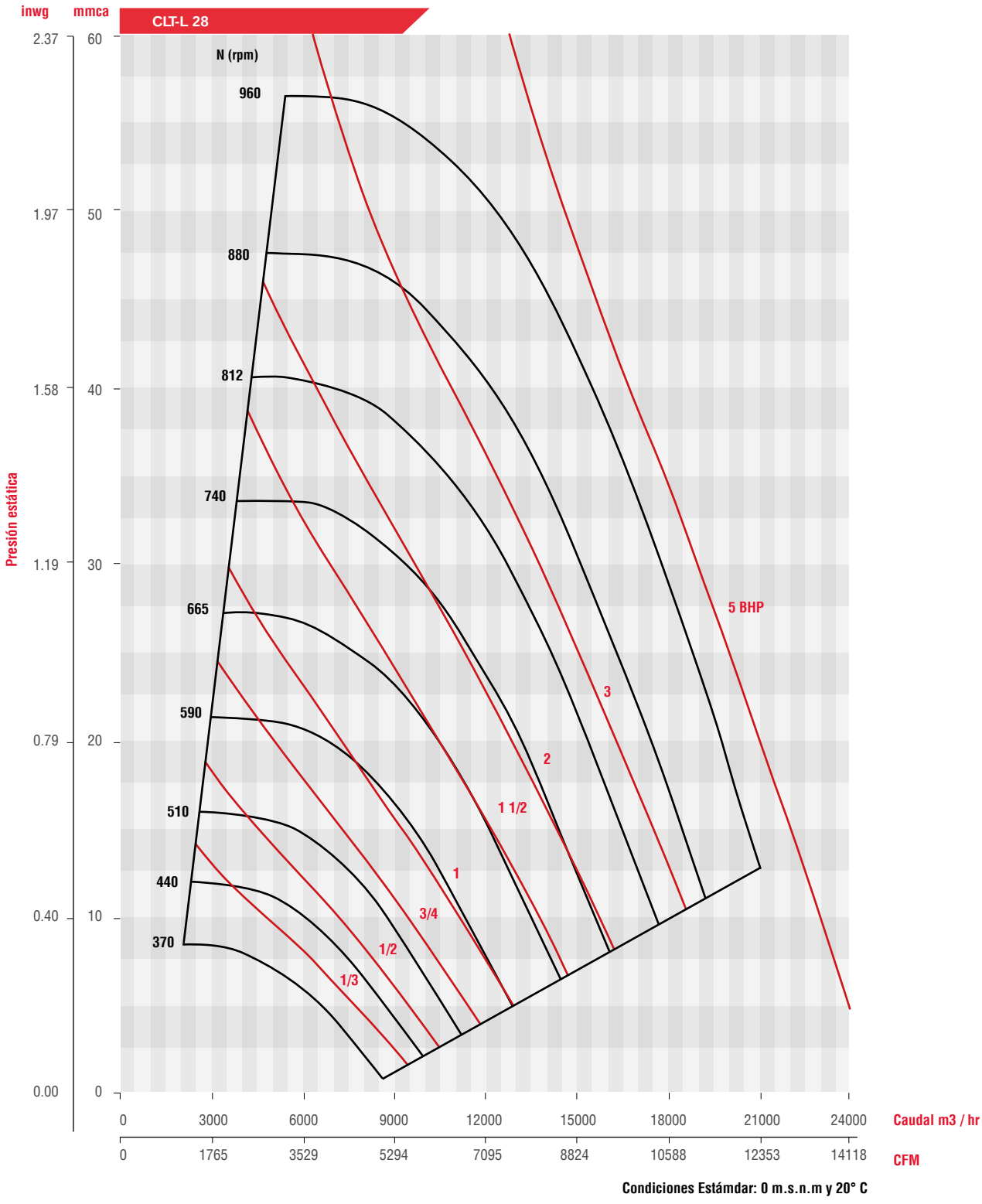

Condiciones Estámdar: 0 m.s.n.m y 20° C

CARACTERÍSTICAS PRINCIPALES

CLT-L 30

RPM	PRESIÓN ESTÁTICA inwg / mmca																							
	3.17mm/0.125"		6.35mm/0.250"		12.70mm/0.50"		19.05mm/0.750"		22.22mm/0.875"		25.4mm/1.00"		28.58mm/1.125"		31.75mm/1.250"		34.93mm/1.375"		38.10mm/1.500"		44.55mm/1.750"		50.8mm/2.000"	
	CFM	BHP	CFM	BHP	CFM	BHP	CFM	BHP	CFM	BHP	CFM	BHP	CFM	BHP	CFM	BHP	CFM	BHP	CFM	BHP	CFM	BHP	CFM	BHP
	m³/hr	dB(A)	m³/hr	dB(A)	m³/hr	dB(A)	m³/hr	dB(A)	m³/hr	dB(A)	m³/hr	dB(A)	m³/hr	dB(A)	m³/hr	dB(A)	m³/hr	dB(A)	m³/hr	dB(A)	m³/hr	dB(A)	m³/hr	dB(A)
360	5105	0.30	4147	0.31																				
	8674	58	7046	57																				
387	5614	0.36	4762	0.38																				
	9539	60	8090	59																				
414	6114	0.44	5338	0.46	2276	0.35																		
	10387	61	9070	61	3867	52																		
441	6608	0.53	5891	0.56	3953	0.54																		
	11226	63	10008	62	6717	58																		
469	7114	0.64	6446	0.66	4838	0.68																		
	12086	64	10952	63	8219	60																		
496	7598	0.75	6970	0.78	5546	0.81																		
	12908	65	11841	64	9423	62																		
523	8077	0.88	7483	0.90	6190	0.94	4115	0.86																
	13723	66	12714	66	10516	64	6992	60																
550			7990	1.05	6794	1.09	5185	1.07	3379	0.88														
			13576	67	11542	65	8810	62	5741	58														
577			8491	1.20	7372	1.26	5997	1.26	4984	1.20														
			14426	68	12525	66	10189	64	8468	62														
604			8986	1.37	7932	1.43	6707	1.45	5917	1.43	4756	1.32												
			15267	69	13477	67	11395	66	10053	64	8081	62												
631			9478	1.56	8478	1.62	7359	1.66	6689	1.65	5850	1.60	4483	1.43										
			16102	70	14404	69	12503	67	11365	66	9939	65	7616	62										
659			9984	1.77	9033	1.84	7998	1.89	7407	1.89	6720	1.87	5837	1.80	4219	1.55								
			16962	71	15347	70	13589	68	12585	68	11417	67	9916	65	7167	62								
686			10469	1.99	9559	2.06	8589	2.12	8052	2.13	7453	2.13	6744	2.09	5808	2.00	3639	1.57						
			17786	71	16241	71	14592	69	13680	69	12662	68	11458	67	9868	66	6182	61						
712			10932	2.21	10058	2.29	9141	2.36	8644	2.38	8102	2.39	7491	2.37	6758	2.32	5761	2.19						
			18573	72	17089	71	15531	70	14686	70	13764	69	12727	68	11483	67	9787	66						
740			11429	2.48	10590	2.56	9720	2.63	9257	2.66	8762	2.68	8219	2.68	7604	2.65	6863	2.59	5839	2.43				
			19418	73	17992	72	16514	71	15727	71	14886	70	13964	70	12920	69	11660	68	9920	66				
767			11906	2.75	11098	2.84	10267	2.92	9831	2.95	9370	2.97	8876	2.98	8333	2.97	7713	2.94	6962	2.86				
			20229	74	18855	73	17444	72	16702	72	15919	71	15080	71	14157	70	13105	70	11828	68				
794					11601	3.14	10805	3.22	10391	3.26	9958	3.28	9501	3.30	9009	3.31	8466	3.29	7844	3.25	6025	2.95		
					19709	74	18358	73	17654	73	16919	72	16142	72	15306	71	14383	71	13327	70	10236	67		
821					12100	3.46	11334	3.54	10940	3.58	10531	3.62	10104	3.64	9649	3.66	9160	3.65	8619	3.63	7245	3.47		
					20558	75	19257	74	18586	74	17893	73	17166	73	16394	72	15562	72	14643	71	12309	70		
848					12595	3.80	11858	3.89	11480	3.93	11091	3.97	10688	4.00	10264	4.02	9814	4.03	9328	4.02	8175	3.93	6394	3.58
					21399	76	20147	75	19504	75	18844	74	18158	74	17439	73	16674	73	15848	72	13890	71	10864	69
876					13107	4.17	12395	4.27	12032	4.31	11661	4.35	11278	4.39	10881	4.42	10463	4.44	10019	4.44	9010	4.40	7680	4.21
					22268	76	21059	76	20442	75	19812	75	19162	75	18487	74	17777	74	17022	74	15308	72	13049	71
903					13596	4.56	12907	4.66	12558	4.70	12202	4.75	11837	4.79	11460	4.82	11067	4.85	10655	4.86	9742	4.85	8626	4.74
					23100	77	21930	76	21335	76	20732	76	20111	76	19470	75	18803	75	18102	74	16551	74	14656	72
930					14083	4.97	13416	5.07	13078	5.12	12736	5.17	12386	5.21	12026	5.25	11655	5.28	11267	5.30	10427	5.31	9447	5.25
					23928	78	22793	77	22219	77	21638	77	21044	76	20433	76	19801	76	19143	75	17715	75	16050	74

*Presión Sonora a la succión a 1.5m en dB(A), campo libre.

CURVA CARACTERÍSTICA - CLT-L 30

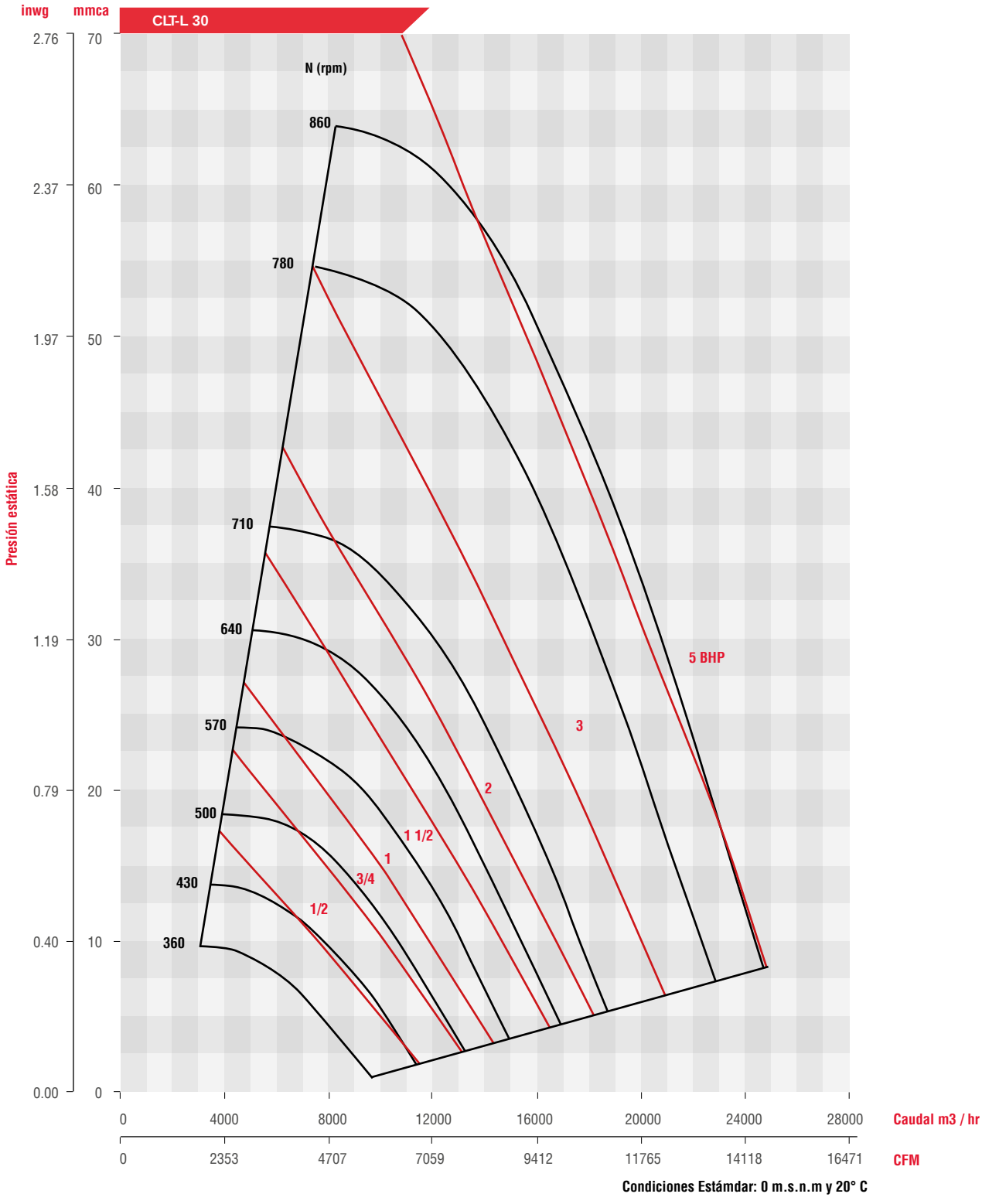

CARACTERÍSTICAS PRINCIPALES

CLT-L 33

RPM	PRESIÓN ESTÁTICA inwg / mmca																							
	3.17mm/0.125"		6.35mm/0.250"		12.70mm/0.50"		19.05mm/0.750"		22.22mm/0.875"		25.4mm/1.00"		28.58mm/1.125"		31.75mm/1.250"		34.93mm/1.375"		38.10mm/1.500"		44.55mm/1.750"		50.8mm/2.000"	
	CFM	BHP	CFM	BHP	CFM	BHP	CFM	BHP	CFM	BHP	CFM	BHP	CFM	BHP	CFM	BHP	CFM	BHP	CFM	BHP	CFM	BHP	CFM	BHP
	m³/hr	dB(A)	m³/hr	dB(A)	m³/hr	dB(A)	m³/hr	dB(A)	m³/hr	dB(A)	m³/hr	dB(A)	m³/hr	dB(A)	m³/hr	dB(A)	m³/hr	dB(A)	m³/hr	dB(A)	m³/hr	dB(A)	m³/hr	dB(A)
350	6701	0.45	5566	0.46																				
	11385	60	9457	59																				
373	7274	0.54	6241	0.55																				
	12359	61	10603	60																				
397	7863	0.65	6915	0.67	4382	0.62																		
	13359	63	11749	62	7445	57																		
420	8420	0.77	7538	0.79	5360	0.76																		
	14306	64	12807	63	9107	60																		
443	8971	0.90	8146	0.92	6202	0.92																		
	15242	65	13840	64	10537	61																		
467	9541	1.05	8767	1.07	7002	1.08	4341	0.94																
	16210	66	14895	65	11896	63	7375	58																
490	10083	1.21	9351	1.24	7721	1.26	5543	1.17																
	17131	67	15887	66	13118	64	9418	61																
513			9927	1.41	8407	1.44	6510	1.39	5184	1.29														
			16866	67	14283	66	11060	63	8808	61														
537			10521	1.62	9097	1.65	7400	1.63	6330	1.56	4870	1.41												
			17875	68	15456	67	12573	65	10755	63	8274	61												
560			11085	1.83	9739	1.87	8186	1.86	7259	1.82	6129	1.73												
			18833	69	16547	68	13908	66	12333	65	10413	63												
583			11643	2.06	10366	2.11	8926	2.11	8098	2.08	7142	2.02	5948	1.90										
			19781	70	17612	69	15165	67	13759	66	12134	65	10106	63										
606			12197	2.30	10981	2.36	9634	2.38	8879	2.36	8036	2.32	7052	2.24	5792	2.08								
			20723	71	18657	70	16368	69	15085	68	13653	67	11981	65	9841	63								
630			12770	2.58	11612	2.64	10346	2.67	9651	2.66	8892	2.64	8039	2.58	7036	2.48	5731	2.28						
			21696	72	19729	71	17578	70	16397	69	15108	68	13658	67	11954	66	9737	64						
653					12207	2.94	11009	2.97	10359	2.97	9661	2.96	8897	2.92	8034	2.85	7009	2.72	5649	2.49				
					20740	72	18704	71	17600	70	16414	69	15116	68	13650	67	11908	66	9598	64				
677					12821	3.26	11683	3.31	11074	3.31	10427	3.31	9730	3.28	8965	3.23	8099	3.14	7067	3.00				
					21783	73	19849	72	18815	71	17715	70	16531	70	15232	69	13760	68	12007	66				
700					13402	3.60	12316	3.65	11739	3.66	11132	3.66	10487	3.65	9790	3.61	9023	3.55	8153	3.45	5705	2.98		
					22770	73	20925	72	19945	72	18913	71	17817	71	16633	70	15330	69	13852	68	9693	65		
723					13977	3.96	12938	4.01	12389	4.03	11816	4.04	11213	4.03	10569	4.01	9874	3.96	9108	3.89	7194	3.59		
					23747	74	21982	73	21049	73	20075	72	19051	72	17957	71	16776	71	15474	70	12223	67		
747					14573	4.35	13576	4.42	13054	4.44	12512	4.45	11944	4.45	11346	4.44	10708	4.41	10019	4.35	8398	4.14		
					24760	75	23066	74	22179	74	21258	73	20293	73	19277	72	18193	72	17022	71	14268	69		
770					15139	4.76	14180	4.83	13680	4.85	13163	4.87	12625	4.88	12062	4.87	11468	4.85	10835	4.81	9397	4.65	7527	4.30
					25721	76	24092	75	23242	74	22364	74	21450	74	20493	73	19484	73	18409	72	15966	71	12788	68
793					15701	5.19	14777	5.26	14297	5.29	13802	5.31	13290	5.32	12758	5.33	12200	5.31	11611	5.29	10306	5.17	8717	4.91
					26676	76	25106	76	24291	75	23450	75	22580	75	21676	74	20728	74	19727	73	17510	72	14810	70
817					16284	5.66	15392	5.74	14931	5.77	14458	5.80	13970	5.82	13464	5.82	12938	5.82	12387	5.81	11188	5.72	9789	5.53
					27667	77	26151	76	25368	76	24564	76	23735	75	22875	75	21982	75	21046	74	19008	73	16632	72
840					16840	6.15	15977	6.23	15532	6.26	15077	6.29	14609	6.31	14126	6.33	13626	6.33	13106	6.32	11988	6.26	10719	6.12
					28611	78	27145	77	26389	77	25616	76	24821	76	24000	76	23151	75	22267	75	20368	74	18212	73

*Presión Sonora a la succión a 1.5m en dB(A), campo libre.

CURVA CARACTERÍSTICA - CLT-L 33

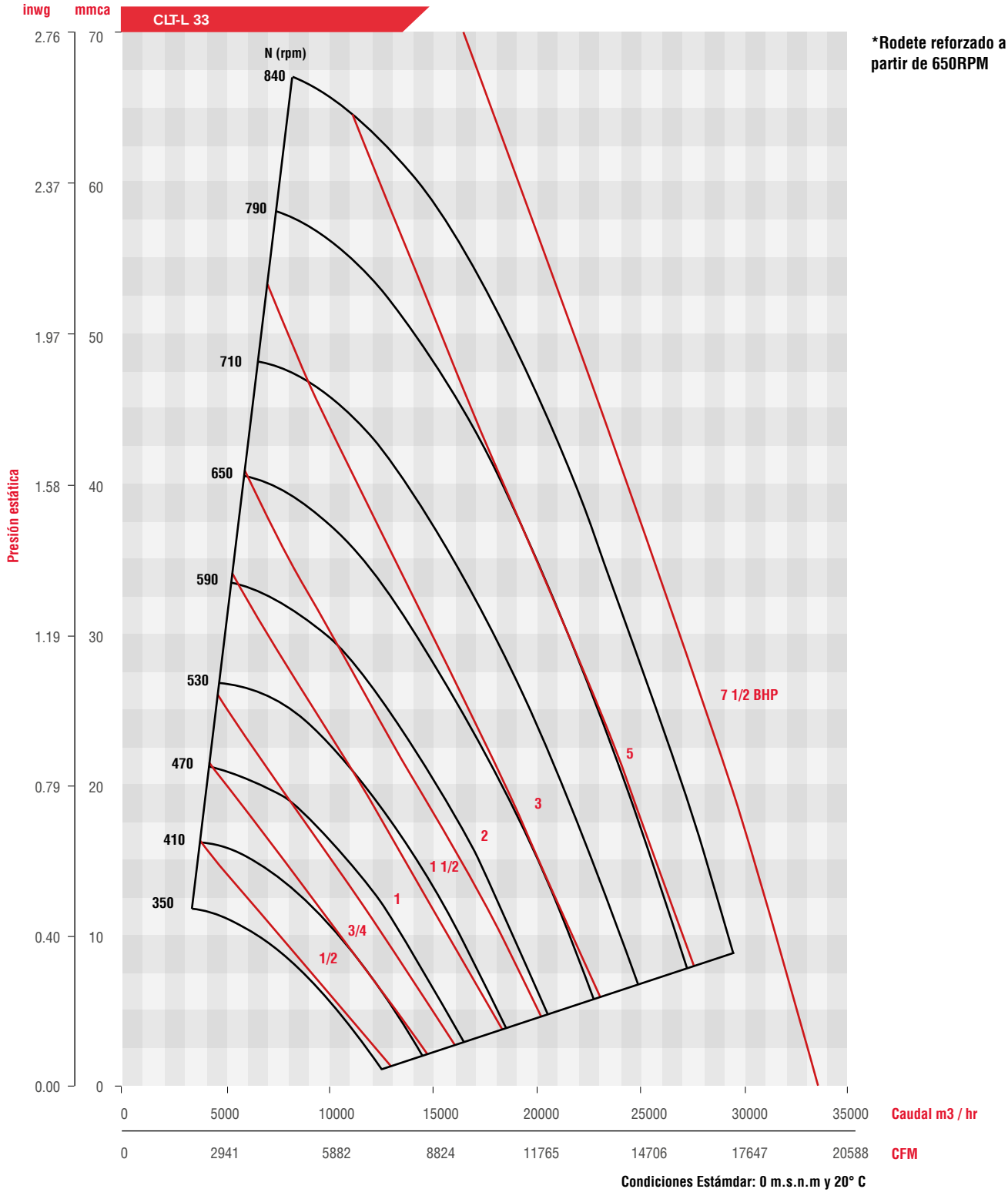

*Rodete reforzado a partir de 650RPM

CARACTERÍSTICAS PRINCIPALES

CLT-L 36

RPM	PRESIÓN ESTÁTICA inwg / mmca																					
	3.17mm/0.125"		6.35mm/0.250"		9.53mm/0.375"		12.70mm/0.50"		15.88mm/0.625"		19.05mm/0.750"		25.4mm/1.00"		31.75mm/1.250"		38.10mm/1.500"		44.55mm/1.750"		50.8mm/2.000"	
	CFM	BHP	CFM	BHP	CFM	BHP	CFM	BHP	CFM	BHP	CFM	BHP	CFM	BHP	CFM	BHP	CFM	BHP	CFM	BHP	CFM	BHP
	m³/hr	Sones	m³/hr	Sones	m³/hr	Sones	m³/hr	Sones	m³/hr	Sones	m³/hr	Sones	m³/hr	Sones	m³/hr	Sones	m³/hr	Sones	m³/hr	Sones	m³/hr	Sones
325	7846	0.62	6921	0.65	5189	0.60																
	13330	6.5	11759	6.0	8816	5.9																
350	8564	0.76	7767	0.81	6594	0.80																
	14550	7.5	13196	7.0	11203	6.6																
375	9270	0.93	8565	0.98	7632	1.00	5970	0.93														
	15750	8.5	14552	8.0	12967	7.5	10143	7.5														
400	9770	1.11	9335	1.18	8545	1.21	7421	1.20														
	16939	9.6	15860	9.1	14518	8.6	12608	8.3														
425	10663	1.33	10083	1.40	9392	1.44	8500	1.46	7081	1.38												
	18116	10.8	17131	10.2	15957	9.7	14442	9.2	12031	9.2												
450	11351	1.57	10817	1.64	10198	1.70	9445	1.73	8428	1.71	6431	1.50										
			18378	11.5	17326	11.0	16047	10.4	14319	10.1	10926	10.1										
475			11540	1.91	10978	1.98	10318	2.02	9496	2.03	8325	1.97										
			19606	12.8	18652	12.2	17530	11.7	16134	11.2	14144	11.2										
500			12254	2.21	11737	2.29	11147	2.34	10446	2.37	9552	2.35										
			20820	14.2	19941	13.7	18939	13.1	17748	12.5	16229	12.2										
525			12961	2.55	12482	2.63	11946	2.69	11329	2.74	10587	2.75	7996	2.48								
			22021	15.6	21207	15.0	20296	14.5	19248	14.0	17987	13.5	13585	13.5								
550			13662	2.91	13215	3.00	12723	3.07	12168	3.13	11526	3.16	9697	3.06								
			23212	17.1	22452	16.5	21616	16.0	20673	15.4	19583	15.0	16475	14.7								
575			14358	3.31	13939	3.40	13482	3.84	12977	3.55	12407	3.59	10925	3.57	7295	2.90						
			24394	18.6	23682	18.1	22906	17.5	22048	17.0	21079	16.5	18562	15.8	12394	15.9						
600			15051	3.74	14655	3.84	14229	3.93	13764	4.01	13248	4.06	11979	4.09	9946	3.87						
			25572	20.0	24899	19.6	24175	19.1	23385	18.6	22508	18.1	20352	17.1	16898	17.2						
625			15740	4.20	15366	4.31	14965	4.41	14533	4.50	14060	4.56	12940	4.63	11369	4.54						
			26742	22.0	26107	21.0	25426	21.0	24692	20.0	23888	19.7	21985	18.7	19316	18.5						
650			16426	4.71	16070	4.82	15693	4.93	15288	5.02	14851	5.10	13841	5.20	12528	5.18	10378	4.83				
			27908	23.0	27303	23.0	26662	22.0	25974	22.0	25232	21.0	23516	20.0	21285	19.6	17632	19.8				
675			17109	5.25	16771	5.38	16413	5.49	16032	5.59	15625	5.68	14702	5.80	13559	5.83	11952	5.66				
			29068	25.0	28494	24.0	27886	24.0	27238	23.0	26547	23.0	24979	22.0	23037	21.0	20306	21.0				
700			17791	5.84	17467	5.97	17127	6.09	16768	6.19	16385	6.29	15533	6.44	14512	6.51	13188	6.44	11047	5.99		
			30227	26.0	29676	26.0	29099	25.0	28489	25.0	27838	24.0	26391	23.0	24656	22.0	22406	22.0	18769	22.0		
725			18471	6.47	18161	6.60	17836	6.73	17495	6.84	17134	6.95	16341	7.12	15414	7.22	14271	7.21	12685	6.98	8266	5.39
			31382	28.0	30856	27.0	30303	27.0	29724	26.0	29111	26.0	27763	25.0	26188	24.0	24246	23.0	21552	23.0	14044	23.0

*Presión Sonora a la succión a 1.5m en SONES, campo libre.

CURVA CARACTERÍSTICA - CLT-L 36

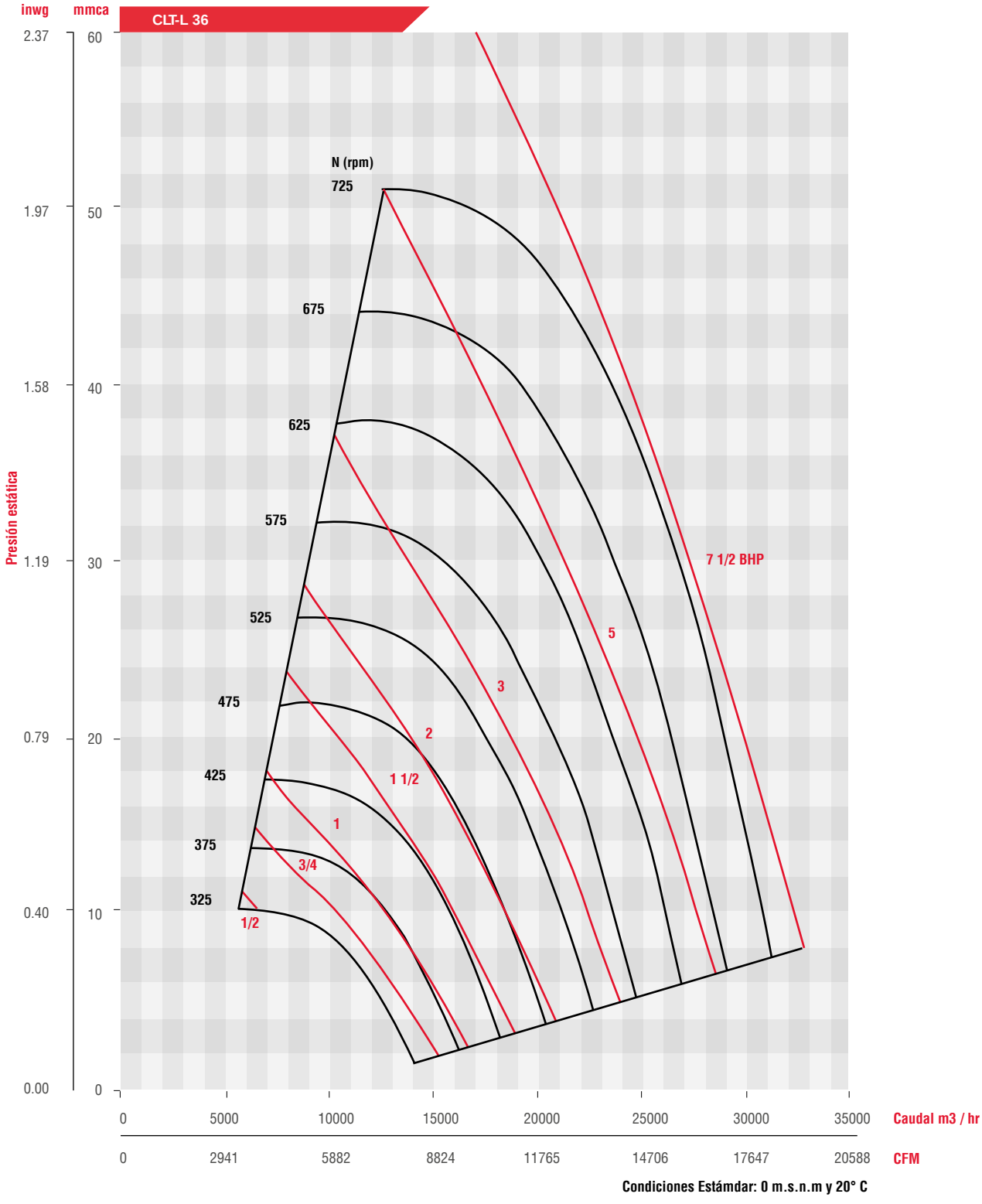

CARACTERÍSTICAS PRINCIPALES

CLT-L 42

RPM	PRESIÓN ESTÁTICA inwg / mmca															
	3.17mm/0.125"		6.35mm/0.250"		9.53mm/0.375"		12.70mm/0.50"		15.88mm/0.625"		19.05mm/0.750"		25.4mm/1.00"		31.75mm/1.250"	
	CFM	BHP	CFM	BHP	CFM	BHP	CFM	BHP	CFM	BHP	CFM	BHP	CFM	BHP	CFM	BHP
	m³/hr	Sones	m³/hr	Sones	m³/hr	Sones	m³/hr	Sones	m³/hr	Sones	m³/hr	Sones	m³/hr	Sones	m³/hr	Sones
285	11079	0.96	8897	0.94												
	18823	7.9	15116	8.3												
310	12360	1.23	10509	1.23	7767	1.13										
	21000	9.6	17855	10.2	13196	10.9										
325	13114	1.41	11406	1.42	9110	1.36										
	22281	10.4	19379	11.1	15487	11.7										
350			12829	1.77	10961	1.74	8114	1.58								
			21796	12.2	18623	12.8	13786	13.5								
360			13379	1.93	11629	1.91	9196	1.78								
			22731	12.6	19758	13.3	15624	13.9								
365			13651	2.01	11953	1.99	9638	1.88								
			23193	12.9	20308	13.5	16375	14.1								
375			14190	2.18	12583	2.17	10497	2.08	6669	1.71						
			24109	13.4	21379	14.0	17834	14.6	11331	15.4						
390			14986	2.45	13494	2.45	11656	2.38	8917	2.17						
			25461	14.2	22926	14.7	19804	15.3	15150	16.0						
415			16287	2.95	14945	2.96	13383	2.92	11381	2.80	8066	2.42				
			27672	15.5	25392	15.9	22738	16.5	19336	17.2	13704	17.8				
420			16543	3.06	15228	3.07	13708	3.03	11796	2.93	8831	2.60				
			28107	15.7	25872	16.2	23290	16.8	20041	17.4	15004	18.0				
430			17054	3.28	15786	3.29	14342	3.27	12581	3.18	10091	2.94				
			28975	16.3	26820	16.8	24367	17.3	21375	17.9	17145	18.5				
445			17813	3.63	16609	3.65	15262	3.63	13676	3.57	11618	3.40				
			30264	17.2	28219	17.7	25930	18.2	23236	18.8	19739	19.3				
470			19064	4.27	17950	4.29	16732	4.29	15353	4.25	13703	4.15	7488	3.17		
			32390	19.0	30497	19.3	28428	19.7	26085	20.0	23281	21.0	12722	22.0		
490			20053	4.83	19001	4.86	17865	4.87	16607	4.84	15158	4.77	10870	4.24		
			34070	21.0	32283	21.0	30353	21.0	28215	22.0	25753	22.0	18468	23.0		
495			20299	4.97	19261	5.01	18144	5.02	16911	5.00	15503	4.93	11477	4.46		
			34488	21.0	32724	22.0	30827	22.0	28732	22.0	26340	23.0	19499	24.0		
525			21765	5.92	20803	5.96	19782	5.99	18680	5.98	17463	5.94	14401	5.67	8269	4.39
			36979	24.0	35344	24.0	33610	25.0	31737	25.0	29670	26.0	24467	27.0	14049	28.0
545					21816	6.66	20849	6.69	19815	6.70	18692	6.68	15997	6.48	11784	5.76
					37065	26.0	35422	27.0	33666	27.0	31758	28.0	27179	29.0	20021	30.0
560					22569	7.22	21638	7.26	20649	7.27	19584	7.25	17095	7.10	13563	6.57
					38345	28.0	36763	28.0	35083	29.0	33273	30.0	29044	31.0	23044	32.0
565					22819	7.42	21899	7.45	20924	7.47	19877	7.45	17447	7.31	14082	6.83
					38769	28.0	37206	29.0	35550	30.0	33771	30.0	29642	31.0	23925	33.0

*Presión Sonora a la succión a 1.5m en SONES, campo libre.

CURVA CARACTERÍSTICA - CLT-L 42

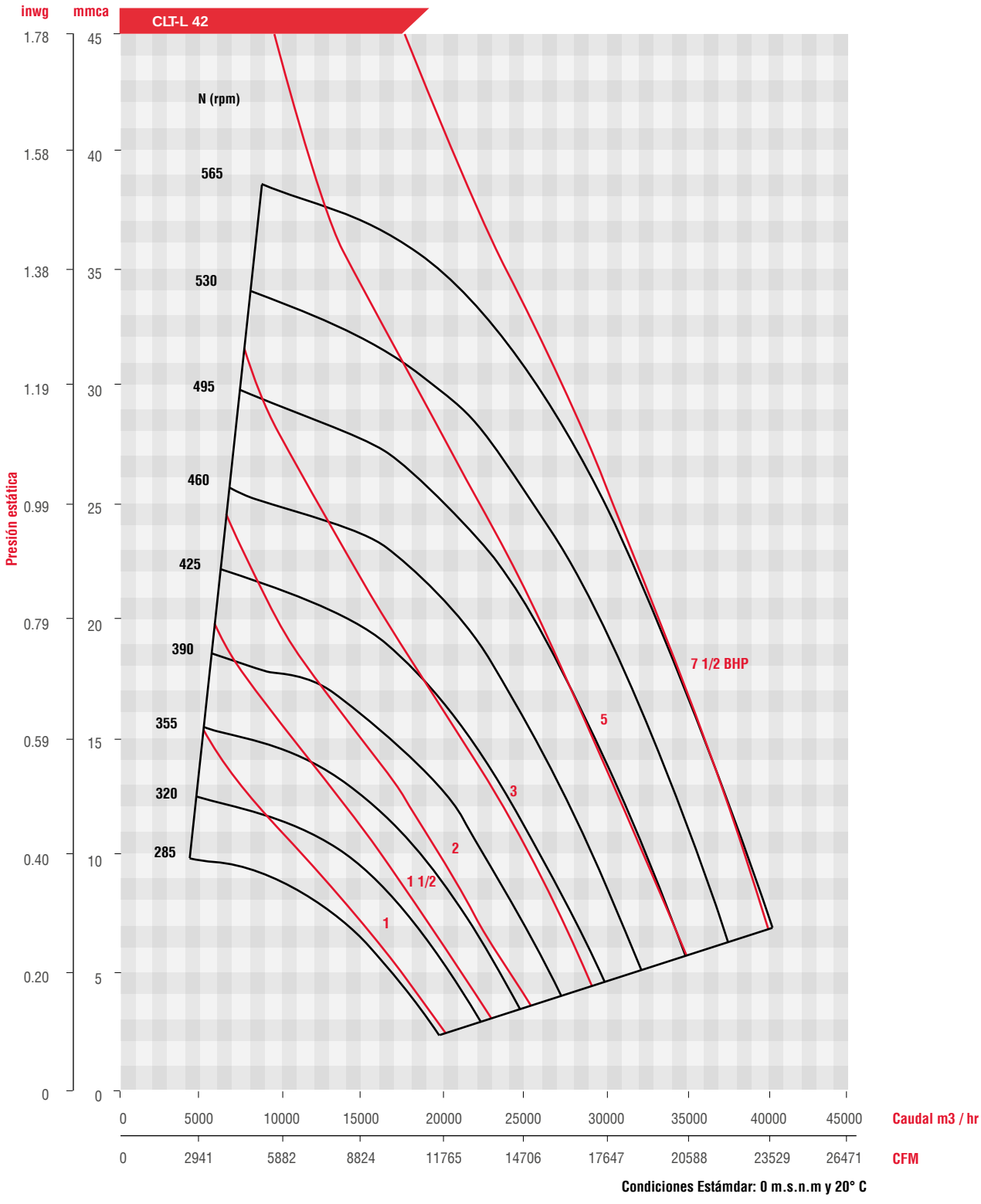

CLD

Extractores Centrífugos
en Línea con
transmisión directa

DIMENSIONALES

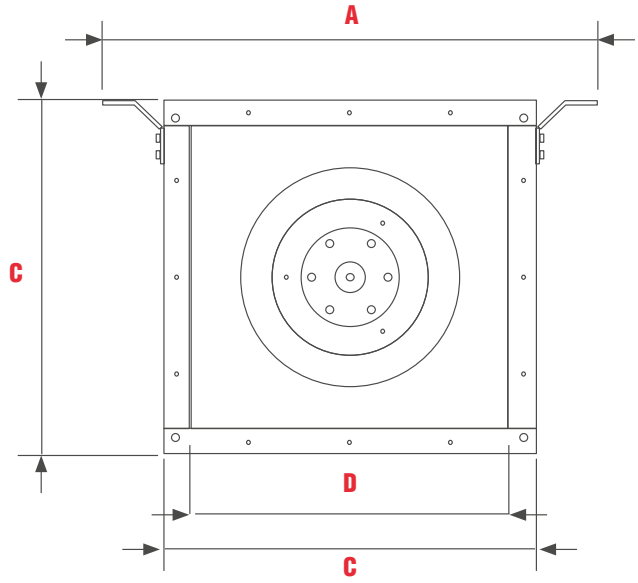

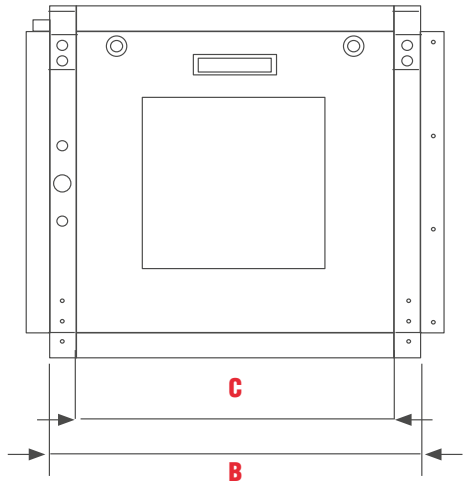

	A	B	C	D
CLD-L 7	494	465	380	319
CLD-L 10	629	576	508	372
CLD-L 12	725	630	563	469
CLD-L 14	801	676	606	521
CLD-L 16	903	806	708	603

Dimensiones en mm

	A	B	C	D
CLD-L 7	19.4	18.3	15.0	12.6
CLD-L 10	24.8	22.7	20.0	14.6
CLD-L 12	28.5	24.8	22.2	18.5
CLD-L 14	31.5	26.6	23.9	20.5
CLD-L 16	35.6	31.7	27.9	23.7

Dimensiones en in

Modelo	Acoplamiento	Presión	Tamaño	RPM	HP	Voltaje
CL	D	L	7	1625	1/8	115
				1725	1/3	115
				1725		208-230/460
			10	1075	1/8	115
				1725	1/3	110-127/208-230
				1725		208-230/460
			12	1075	1/4	115
				1725	3/4	110-127/208-230
				1725		208-230/460
			14	1075	1/4	115
				1725	1	110-127/208-230
				1755		230/460
			16	1075	3/4	115-127
				1155	1	208-230/460
				1765	3	230/460

CARACTERÍSTICAS TÉCNICAS

CLD-L 7

HP	RPM	PRESIÓN ESTÁTICA wg / mmca													
		0.12/3.048		0.15/3.81		0.2/5.08		0.25/6.35		0.3/7.62		0.35/8.89		0.42/10.668	
		CFM BHP	m3/hr dB(A)	CFM BHP	m3/hr dB(A)	CFM BHP	m3/hr dB(A)	CFM BHP	m3/hr dB(A)	CFM BHP	m3/hr dB(A)	CFM BHP	m3/hr dB(A)	CFM BHP	m3/hr dB(A)
1/8 MF 115V	1075	264	449	234	398	210	357	184	313	156	265	123	209	83	141
		0.04	48.8	0.04	48.1	0.04	47.6	0.04	47.5	0.04	47.5	0.04	47.4	0.04	47.2

HP	RPM	PRESIÓN ESTÁTICA wg / mmca													
		0.32/8.128		0.4/10.16		0.5/12.7		0.7/17.78		0.8/20.32		0.85/21.59		0.89/22.606	
		CFM BHP	m3/hr dB(A)	CFM BHP	m3/hr dB(A)	CFM BHP	m3/hr dB(A)	CFM BHP	m3/hr dB(A)	CFM BHP	m3/hr dB(A)	CFM BHP	m3/hr dB(A)	CFM BHP	m3/hr dB(A)
1/3 MF 115V	1625	360	612	335	569	303	515	230	391	186	316	157	267	127	216
		0.14	55.9	0.14	55.1	0.14	54.6	0.14	52.8	0.13	51.5	0.13	50.3	0.13	48.5

HP	RPM	PRESIÓN ESTÁTICA wg / mmca													
		0.32”/8.128mm		0.4”/10.16mm		0.5”/12.7mm		0.7”/17.78mm		0.8”/20.32mm		1”/25.4mm		1.07”/27.178mm	
		CFM BHP	m3/hr dB(A)	CFM BHP	m3/hr dB(A)	CFM BHP	m3/hr dB(A)	CFM BHP	m3/hr dB(A)	CFM BHP	m3/hr dB(A)	CFM BHP	m3/hr dB(A)	CFM BHP	m3/hr dB(A)
1/3 TF 208-230/460V	1725	1034	1757	982	1668	915	1555	780	1325	713	1211	548	931	358	608
		0.32	57.5	0.32	56.7	0.33	56.2	0.33	55.5	0.33	55.0	0.31	54.2	0.27	53.5

* Presión sonora a la succión a 1.5m en dB (A), campo libre.

CURVAS - CLD- L 7

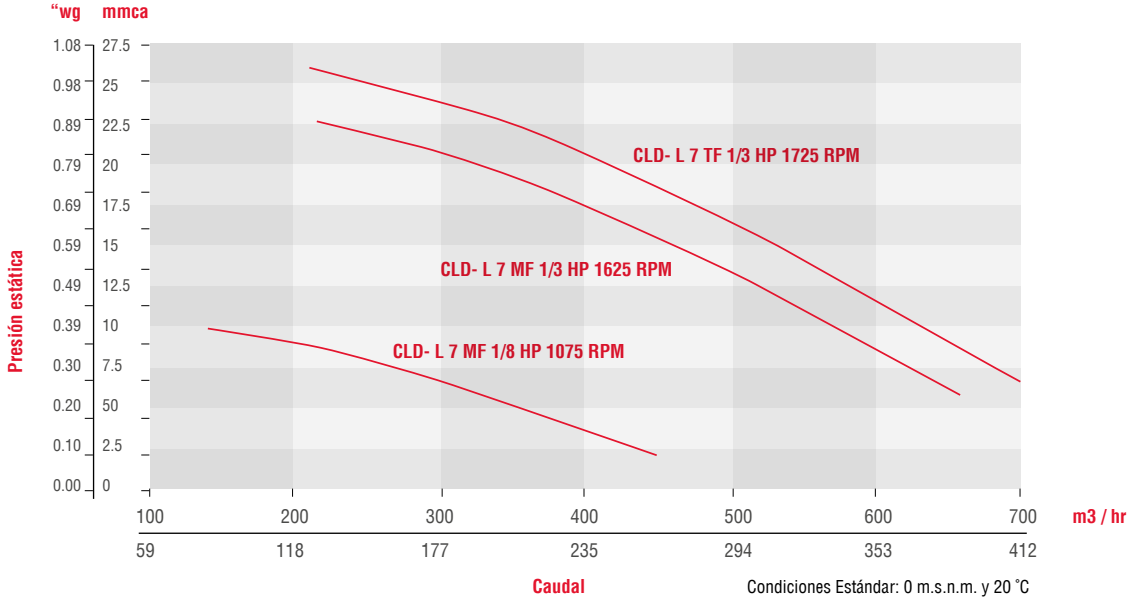

Condiciones Estándar: 0 m.s.n.m. y 20 ˚C

CARACTERÍSTICAS TÉCNICAS

CLD-L 10

HP	RPM	PRESIÓN ESTÁTICA wg / mmca													
		0.12"/3.048mm		0.15"/3.81mm		0.2"/5.08mm		0.25"/6.35mm		0.3"/7.62mm		0.35"/8.89mm		0.42"/10.668mm	
1/8 MF		CFM BHP	m3/hr dB(A)	CFM BHP	m3/hr dB(A)	CFM BHP	m3/hr dB(A)	CFM BHP	m3/hr dB(A)	CFM BHP	m3/hr dB(A)	CFM BHP	m3/hr dB(A)	CFM BHP	m3/hr dB(A)
115V	1075	648	1101	618	1050	564	958	509	865	456	775	399	678	243	413
		0.08	53.5	0.08	53.5	0.08	53.7	0.08	54.0	0.08	54.4	0.08	54.8	0.07	55.2

HP	RPM	PRESIÓN ESTÁTICA wg / mmca													
		0.32"/8.128mm		0.4"/10.16mm		0.5"/12.7mm		0.7"/17.7mm		0.8"/20.32mm		1/"25.4mm		1.07"/27.178mm	
1/3 MF		CFM BHP	m3/hr dB(A)	CFM BHP	m3/hr dB(A)	CFM BHP	m3/hr dB(A)	CFM BHP	m3/hr dB(A)	CFM BHP	m3/hr dB(A)	CFM BHP	m3/hr dB(A)	CFM BHP	m3/hr dB(A)
110-127/208-230V	1725	1034	1757	982	1668	915	1555	780	1325	713	1211	548	931	358	608
		0.32	63.9	0.32	63.9	0.33	64.0	0.33	64.4	0.33	64.7	0.31	65.3	0.27	66.1

HP	RPM	PRESIÓN ESTÁTICA wg / mmca													
		0.32"/8.128mm		0.4"/10.16mm		0.5"/12.7mm		0.7"/17.78mm		0.8"/20.32mm		1"/25.4mm		1.07"/27.178mm	
1/3 TF		CFM BHP	m3/hr dB(A)	CFM BHP	m3/hr dB(A)	CFM BHP	m3/hr dB(A)	CFM BHP	m3/hr dB(A)	CFM BHP	m3/hr dB(A)	CFM BHP	m3/hr dB(A)	CFM BHP	m3/hr dB(A)
208-230/460V	1725	1034	1757	982	1668	915	1555	780	1325	713	1211	548	931	358	608
		0.32	63.9	0.32	63.9	0.33	64.0	0.33	64.4	0.33	64.7	0.31	65.3	0.27	66.1

* Presión sonora a la succión a 1.5m en dB (A), campo libre.

CURVAS - CLD- L 10

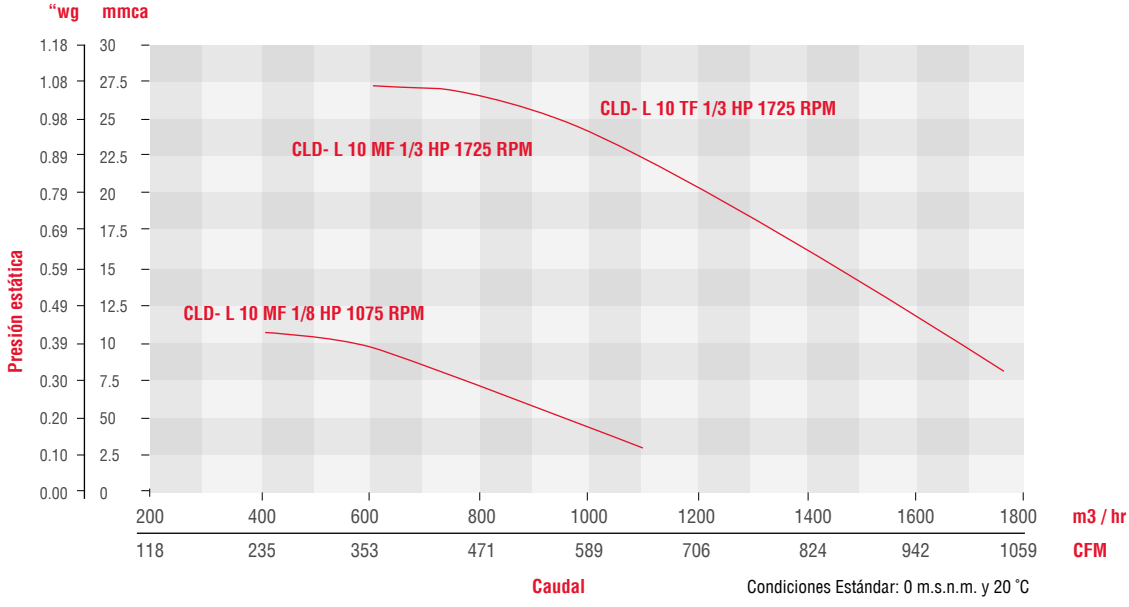

Condiciones Estándar: 0 m.s.n.m. y 20 ˚C

CARACTERÍSTICAS TÉCNICAS

CLD-L 12

HP	RPM	PRESIÓN ESTÁTICA wg / mmca													
		0.2”/5.08mm		0.25”/6.35mm		0.3”/7.62mm		0.4”/10.16mm		0.5”/12.7mm		0.55”/13.97mm		0.6”/15.24mm	
		CFM BHP	m3/hr dB(A)	CFM BHP	m3/hr dB(A)	CFM BHP	m3/hr dB(A)	CFM BHP	m3/hr dB(A)	CFM BHP	m3/hr dB(A)	CFM BHP	m3/hr dB(A)	CFM BHP	m3/hr dB(A)
1/4 MF	1075	1061	1803	1011	1718	958	1628	844	1434	715	1215	636	1081	526	894
115V		0.17	59.8	0.17	59.3	0.17	59.0	0.18	58.6	0.18	59.1	0.17	59.6	0.17	60.2

HP	RPM	PRESIÓN ESTÁTICA wg / mmca													
		0.5”/12.7mm		0.65”/16.51mm		0.85”/21.59mm		1”/25.4mm		1.25”/31.75mm		1.4”/35.56mm		1.6”/40.64mm	
		CFM BHP	m3/hr dB(A)	CFM BHP	m3/hr dB(A)	CFM BHP	m3/hr dB(A)	CFM BHP	m3/hr dB(A)	CFM BHP	m3/hr dB(A)	CFM BHP	m3/hr dB(A)	CFM BHP	m3/hr dB(A)
3/4 MF															
127-230V	1725	1712	2909	1618	2749	1484	2521	1376	2338	1179	2003	1038	1764	699	1188
		0.71	70.5	0.72	70.2	0.72	69.9	0.73	69.8	0.73	70.0	0.71	70.3	0.65	71.3

HP	RPM	PRESIÓN ESTÁTICA wg / mmca													
		0.5”/12.7mm		0.65”/16.51mm		0.85”/21.59mm		1”/25.4mm		1.25”/31.75mm		1.4”/35.56mm		1.6”/40.64mm	
		CFM BHP	m3/hr dB(A)	CFM BHP	m3/hr dB(A)	CFM BHP	m3/hr dB(A)	CFM BHP	m3/hr dB(A)	CFM BHP	m3/hr dB(A)	CFM BHP	m3/hr dB(A)	CFM BHP	m3/hr dB(A)
3/4 TF															
208-230/460V	1725	1712	2909	1618	2749	1484	2521	1376	2338	1179	2003	1038	1764	699	1188
		0.71	70.5	0.72	70.2	0.72	69.9	0.73	69.8	0.73	70.0	0.71	70.3	0.65	71.3

* Presión sonora a la succión a 1.5m en dB (A), campo libre.

CURVAS - CLD- L 12

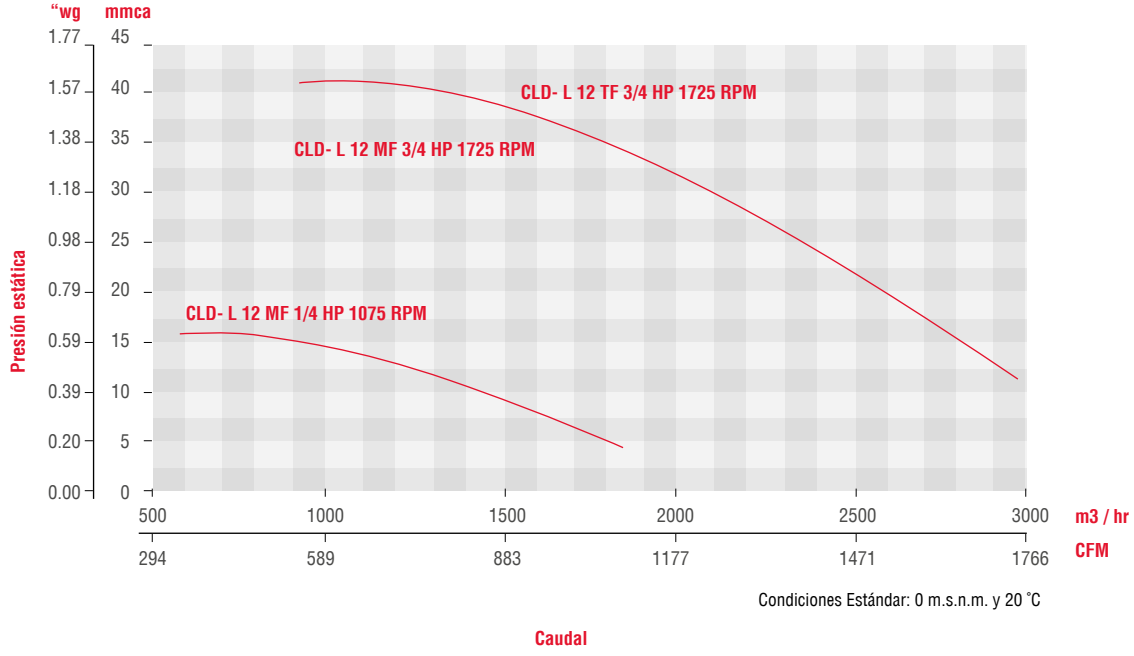

Condiciones Estándar: 0 m.s.n.m. y 20 ˚C

CARACTERÍSTICAS TÉCNICAS

CLD-L 14

HP	RPM	PRESIÓN ESTÁTICA wg / mmca													
		0.2/5.08		0.25/6.35		0.35/8.89		0.45/11.43		0.55/13.97		0.63/16.002		0.67/17.018	
		CFM m³ / hr	BHP dB(A)	CFM m³ / hr	BHP dB(A)	CFM m³ / hr	BHP dB(A)	CFM m³ / hr	BHP dB(A)	CFM m³ / hr	BHP dB(A)	CFM m³ / hr	BHP dB(A)	CFM m³ / hr	BHP dB(A)
0.25 MF	1075	1264	0.18	1207	0.18	1091	0.19	963	0.2	806	0.2	612	0.18	348	0.15
115V		2148	65.1	2051	64.9	1854	64.5	1636	63.9	1369	62.8	1040	61.8	591	63.3

HP	RPM	PRESIÓN ESTÁTICA wg / mmca													
1 MF		0.45/11.43		0.65/16.51		0.85/21.59		1/25.4		1.25/31.75		1.65/41.91		1.73/43.94	
110-		CFM m³ / hr	BHP dB(A)	CFM m³ / hr	BHP dB(A)	CFM m³ / hr	BHP dB(A)	CFM m³ / hr	BHP dB(A)	CFM m³ / hr	BHP dB(A)	CFM m³ / hr	BHP dB(A)	CFM m³ / hr	BHP dB(A)
127/208-	1725	2074	0.74	1932	0.76	1788	0.79	1675	0.81	1464	0.82	917	0.73	478	0.73
230V		3524	75.8	3282	75.7	3038	75.6	2846	74.9	2487	74.4	1558	72.5	812	73.2

HP	RPM	PRESIÓN ESTÁTICA wg / mmca													
		0.46/11.684		0.65/16.51		0.85/21.59		1/25.4		1.25/31.75		1.65/41.91		1.79/45.466	
		CFM m³ / hr	BHP dB(A)	CFM m³ / hr	BHP dB(A)	CFM m³ / hr	BHP dB(A)	CFM m³ / hr	BHP dB(A)	CFM m³ / hr	BHP dB(A)	CFM m³ / hr	BHP dB(A)	CFM m³ / hr	BHP dB(A)
1 TF	1755	2114	0.77	1981	0.8	1841	0.83	1731	0.84	1529	0.86	1057	0.81	500	0.61
230/460V		3592	75.8	3366	75.8	3128	75.7	2941	75.3	2598	74.5	1796	72.6	850	73.3

* Presión sonora a la succión a 1.5m en dB (A), campo libre.

CURVAS - CLD- L 14

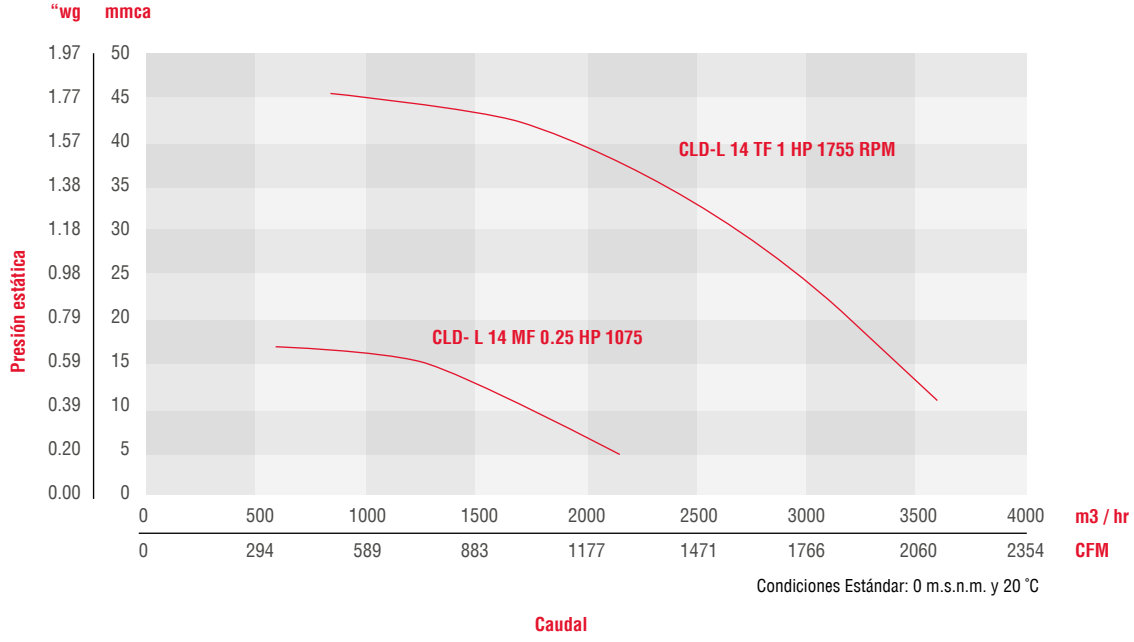

CARACTERÍSTICAS - CLD-L 16

CLD-L 16

HP	RPM	PRESIÓN ESTÁTICA wg / mmca													
		0.3"/7.62mm		0.5"/12.7mm		0.6"/15.24mm		0.75"/19.05mm		1"/25.4mm		1.15"/29.21mm		1.25"/31.75mm	
		CFM m³ / hr	BHP dB(A)	CFM m³ / hr	BHP dB(A)	CFM m³ / hr	BHP dB(A)	CFM m³ / hr	BHP dB(A)	CFM m³ / hr	BHP dB(A)	CFM m³ / hr	BHP dB(A)	CFM m³ / hr	BHP dB(A)
0.75 MF 115- 127V	1075	2745	0.65	2508	0.67	2388	0.67	2196	0.68	1786	0.67	1333	0.6	481	0.39
		4664	68	4261	67.2	4057	67	3731	66.8	3034	66.3	2265	65.3	817	63.7

HP	RPM	PRESIÓN ESTÁTICA wg / mmca													
		0.35"/8.89mm		0.5"/12.7mm		0.75"/19.05mm		0.85"/21.59mm		1"/25.4mm		1.25"/31.75mm		1.35"/34.29mm	
		CFM m³ / hr	BHP dB(A)	CFM m³ / hr	BHP dB(A)	CFM m³ / hr	BHP dB(A)	CFM m³ / hr	BHP dB(A)	CFM m³ / hr	BHP dB(A)	CFM m³ / hr	BHP dB(A)	CFM m³ / hr	BHP dB(A)
1 TF 208- 230/460	1135	2881	0.77	2712	0.78	2426	0.79	2301	0.8	2088	0.8	1534	0.73	973	0.6
		3524	69	3282	68.6	3038	68	2846	67.9	2487	67.8	1558	66.8	812	65.5

HP	RPM	PRESIÓN ESTÁTICA wg / mmca													
		0.75"/19.05mm		1"/25.4mm		1.5"/38.1mm		2"/50.8mm		2.5"/63.5mm		3"/76.2mm		3.25"/82.55mm	
		CFM m³ / hr	BHP dB(A)	CFM m³ / hr	BHP dB(A)	CFM m³ / hr	BHP dB(A)	CFM m³ / hr	BHP dB(A)	CFM m³ / hr	BHP dB(A)	CFM m³ / hr	BHP dB(A)	CFM m³ / hr	BHP dB(A)
3 TF 208- 230/460	1765	4551	2.89	4368	2.91	4007	2.96	3624	3	3163	2.98	2436	2.79	1595	2.31
		7732	79.2	7421	78.9	6808	83.4	6157	77.8	5374	77.1	4139	76.1	2710	86.7

* Presión sonora a la succión a 1.5m en dB (A), campo libre.

CURVAS - CLD-L 16

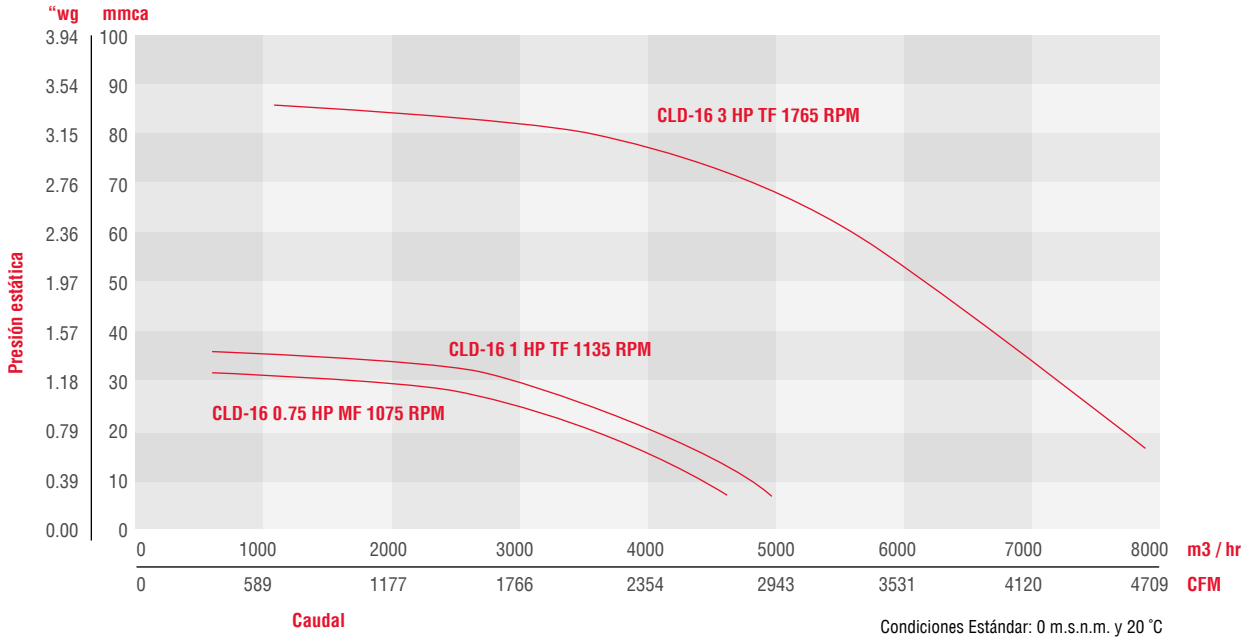

Condiciones Estándar: 0 m.s.n.m. y 20 ˚C

Soler&Palau Ventilation Group

CL-EC

Extractores Centrífugos
En Línea Con Motor
Electrónicamente
Conmutado

CARACTERÍSTICAS DEL MOTOR

Motor conmutado electrónicamente, que permite un funcionamiento silencioso. Además de ofrecer una reducción del consumo de energía en los sistemas de ventilación en edificios, facilita la acreditación ***LEED*** de "Energía y Atmosfera: Optimizar el rendimiento energético."

MOTORES
ELECTRÓNICOS

VENTAJAS

- Ahorro en mantenimiento por ausencia de transmisión de poleas y bandas.
- Es Silencioso.
- Eficiencia de hasta 82%, 30% más que los motores comunes de capacitor dividido permanentemente (PSC).

CARACTERÍSTICAS PRINCIPALES Y BENEFICIOS.

- Resistente, electrónicamente integrado con un avanzado protector térmico y de sobretensión.
- Display que indica velocidad, torque, o indicador de estatus de caudal.
- Interface de usuario flexible pudiéndose montar sobre el motor o de manera remota.

1. Montaje de interface cerca o sobre el motor

2. Potenciómetro montado remotamente a poco más de 15m de la interface.

INFORMACIÓN TÉCNICA

Consumo de energía ECM s Motores convencionales PSC

- ½ HP ECM
- ½ HP PSC
- 1 HP ECM
- 1 HP PSC

***Wattage= ((746*HP)% Eficiencia)**
80% de Eficiencia para ECM
62% Eficiencia para PSC

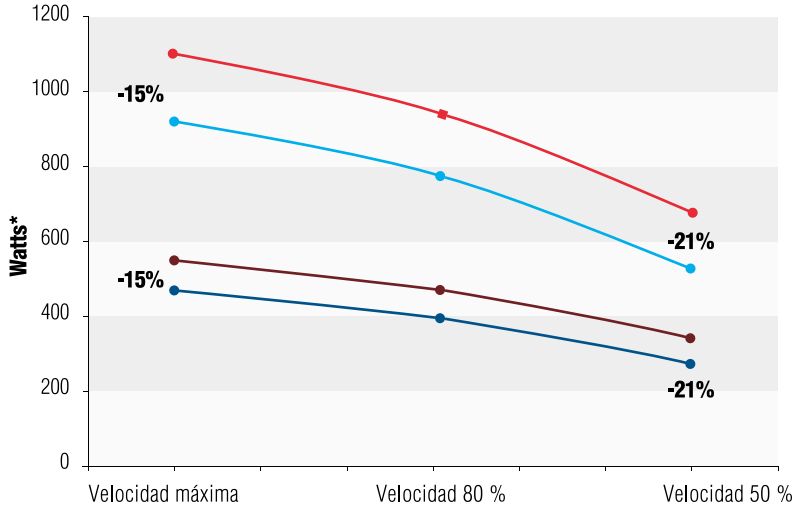

DIMENSIONES DEL MOTOR

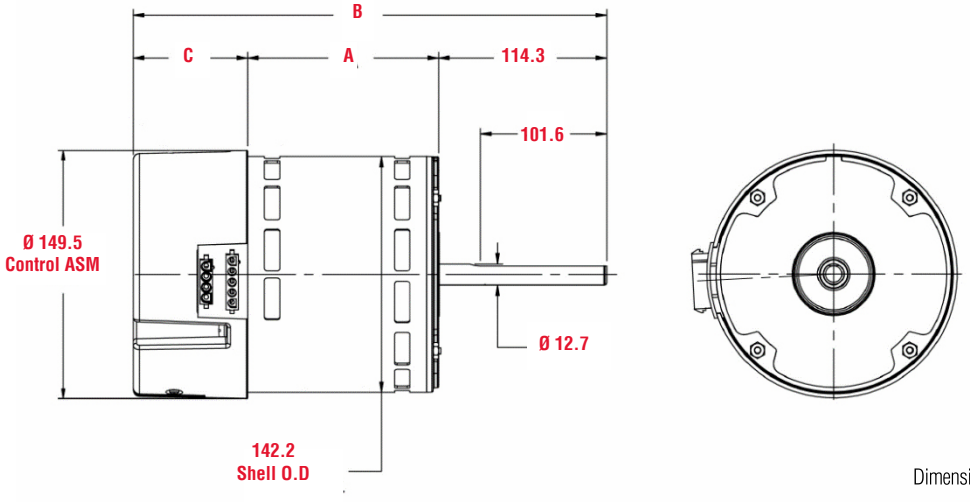

Dimensiones en mm.

HP	RPM	Voltaje	Carcasa	Dimensión mm		
				A	B	C
1800 RPM						
1/3	300-1800	115 / 208-230	48	89.54	260.17	56.36
1/2	300-1800	115 / 208-230	48	89.54	260.17	56.36
3/4	300-1800	115 / 208-230	48	114.91	285.57	56.36
1	300-1800	115 / 208-230	48	114.91	298.27	69.06

HP	RPM	Voltaje	Carcasa	Dimensión mm		
				A	B	C
1200 RPM						
1/3	300-1200	115 / 208-230	48	89.54	260.17	56.36
1/2	300-1200	115 / 208-230	48	89.54	260.17	56.36
3/4	300-1200	115 / 208-230	48	114.91	285.57	56.36
1	300-1200	115 / 208-230	48	114.91	298.27	69.06

DIMENSIONES

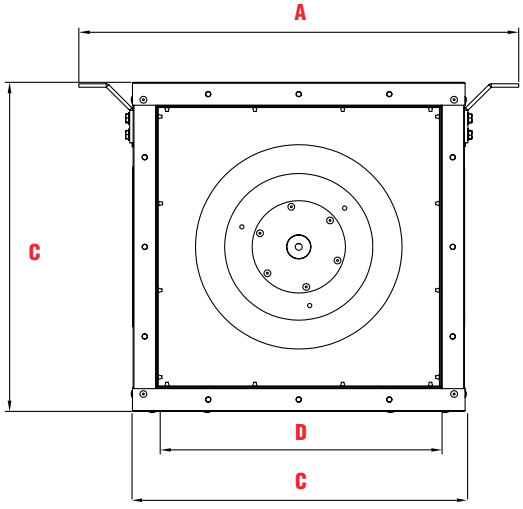

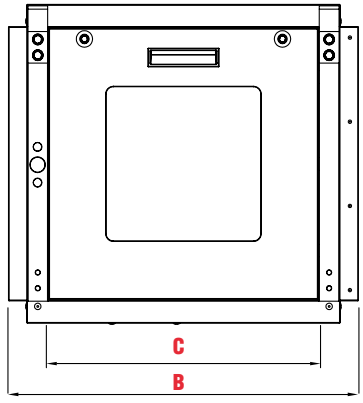

	A	B	C	D
CLEC-L 7	429	465	380	319
CLEC-L 10	629	576	508	372
CLEC-L 12	725	630	563	469
CLEC-L 14	801	676	606	521
CLEC-L 16	903	806	708	603

Dimensiones en mm

	A	B	C	D
CLEC-L 7	19.4	18.3	15.0	12.6
CLEC-L 10	24.8	22.7	20.0	14.6
CLEC-L 12	28.5	24.8	22.2	18.5
CLEC-L 14	31.5	26.6	23.9	20.5
CLEC-L 16	35.6	31.7	27.9	23.7

Dimensiones en in.

CL EC L

Extractores Centrífugos en línea con Motor electrónico

Modelo	Acoplamiento	Tamaño	RPM	HP
CL-EC-L	MOTOR EC	7	800-1800	1/3
		10	900-1800	1/2
		12	800-1725	3/4
		14	650-1800	1
		16	600-1200	1

ACCESORIOS

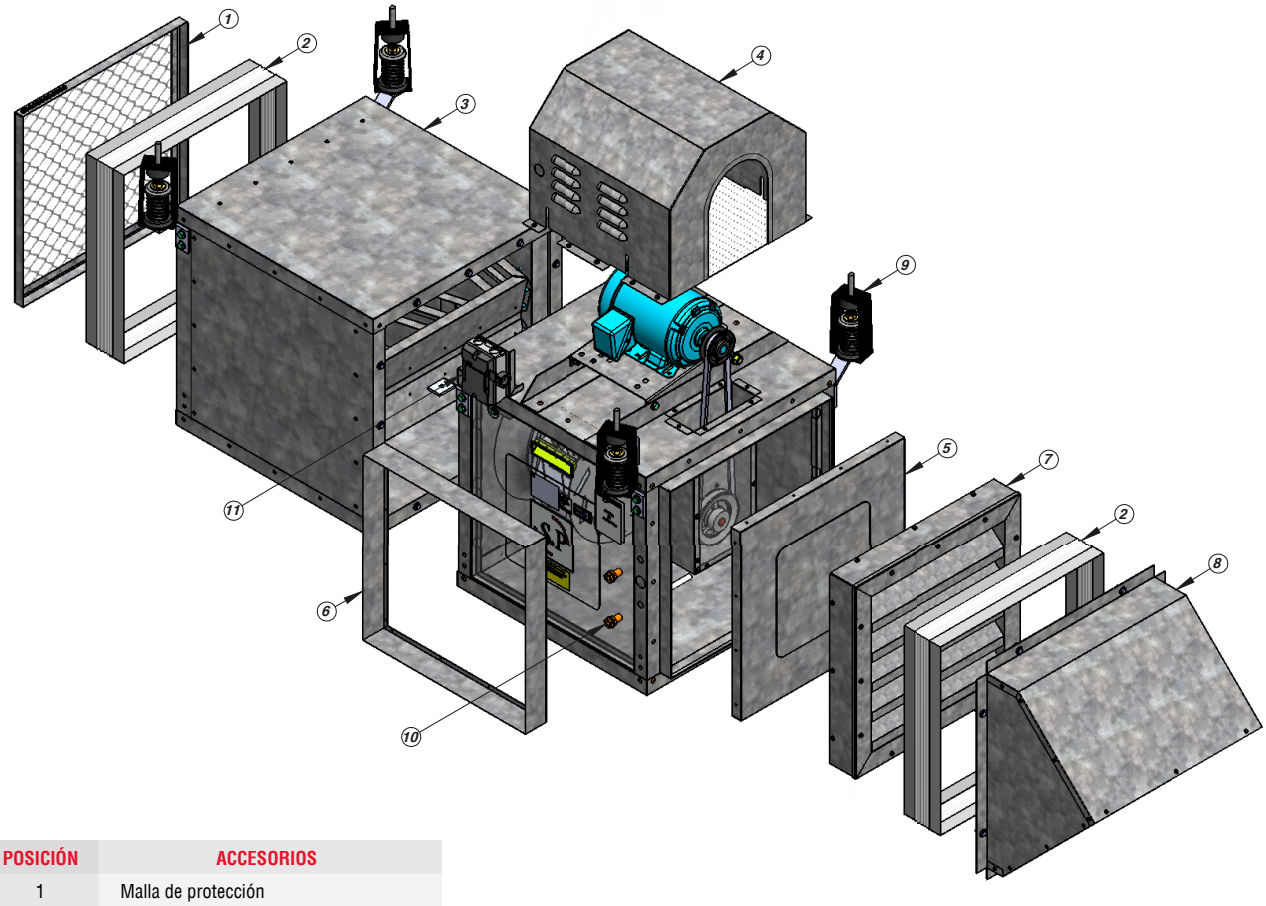

POSICIÓN	ACCESORIOS
1	Malla de protección
2	Cuello lona flexible
3	Portafiltros
4	Cubremotor
5	Tapa cambio descarga
6	Brida cambio descarga
7	Louver
8	Cubierta intemperie
9	Resortes
10	Extension grasera
11	Interruptor

CAJA PORTAFILTROS

La caja portafiltros es una opción compacta para filtración de aire.

Diseñada con una puerta de acceso para facilitar el cambio de filtros y preparada para recibir hasta 2 etapas de filtración limitada a los siguientes tipos de filtros:

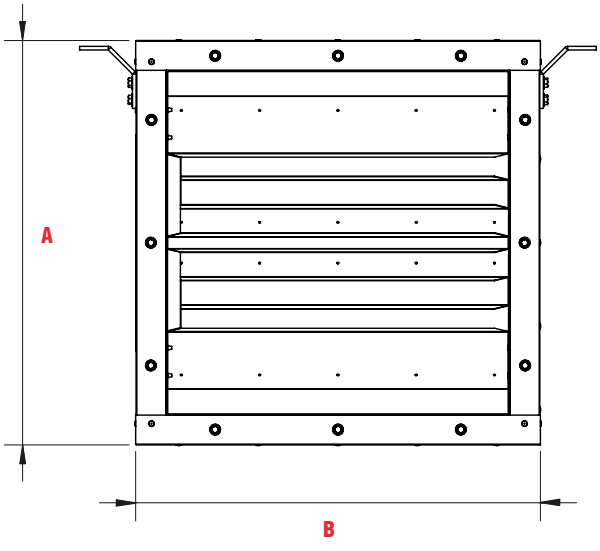

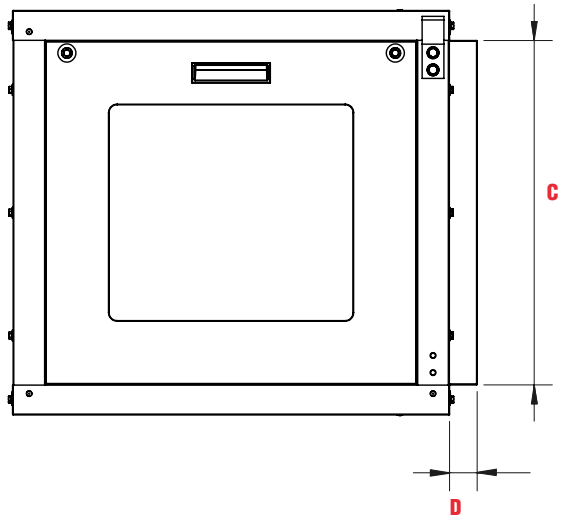

DIMENSIONES CAJA PORTAFILTROS

Tamaño	A	B	C	D	#Filtros (por etapa)	Dim, Filtro (in)
7	380	380	319	25	1	12X12X2
10	431	434	372	35	2	12X12X2
12	530	530	470	35	2	20X20X2
14	606	606	521	35	2	20X20X2
16	708	708	603	50	2	24X24X2
18	735	735	630	50	3	24X24X2
20	822	822	717	50	3	24X24X2
22	915	915	790	55	4	24X24X2
24	1036	1046	920	55	8	20X20X2
26	1105	1116	992	55	8	20X20X2
28	1138	1148	1024	55	10	20X20X2
30	1235	1245	1122	55	8	24X24X2
33	1270	1280	1157	55	10	24X24X2

Dimensiones en mm

Tamaño	A	B	C	D	#Filtros (por etapa)	Dim, Filtro (in)
7	15.0	15.0	12.6	1.0	1	12X12X2
10	17.0	17.1	14.6	1.4	2	12X12X2
12	20.9	20.9	18.5	1.4	2	20X20X2
14	23.9	23.9	20.5	1.4	2	20X20X2
16	27.9	27.9	23.7	2.0	2	24X24X2
18	28.9	28.9	24.8	2.0	3	24X24X2
20	32.4	32.4	28.2	2.0	3	24X24X2
22	36.0	36.0	31.1	2.2	4	24X24X2
24	40.8	41.2	36.2	2.2	8	20X20X2
26	43.5	43.9	39.1	2.2	8	20X20X2
28	44.8	45.2	40.3	2.2	10	20X20X2
30	48.6	49.0	44.2	2.2	8	24X24X2
33	50.0	50.4	45.6	2.2	10	24X24X2

Dimensiones en in

FILTROS

Filtro metálico utilizado para remover polvo, tierra, pelusa. Este filtro puede utilizarse como filtro primario, cuando se requiera control moderado en la limpieza del aire. Como prefiltro, con la finalidad de proteger filtros secundarios de mayor eficiencia.

CAÍDA DE PRESIÓN VS FLUJO DEL AIRE

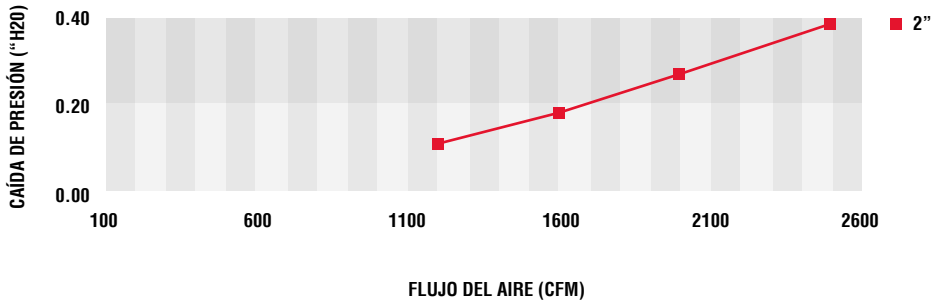

Mantenimiento: Lavables.
Resistencia final recomendada 1.0".
Capacidad de retención de polvo = 160 grms.
No se recomienda en velocidades de 900FPM.
Filtro Plisado MERV 8 configuración única de pliegues radiales que asegura la utilización completa de la media filtrante maximizando la retención de polvo.

CAÍDA DE PRESIÓN VS FLUJO DEL AIRE

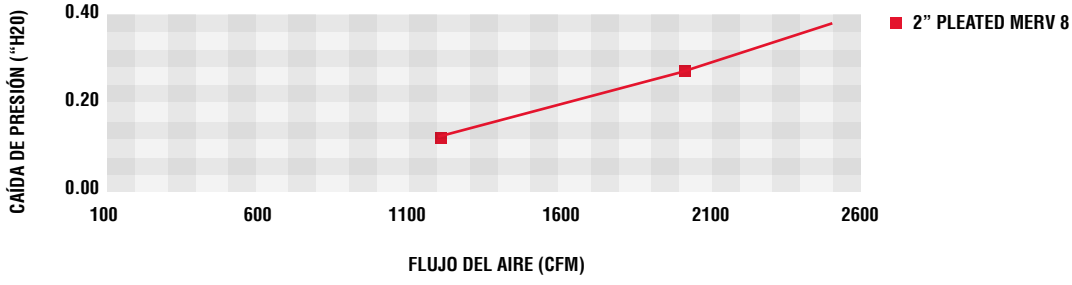

Arrestancia promedio (MERV 8) 92.9%
Resistencia final recomendada 1.0".

LOUVER PARA CL CENTRÍFUGO EN LINEA

Para la gama CL se ha diseñado su línea de Louver a la medida. Que facilita la instalación en nuestros equipos. Construidos en lámina galvanizada.



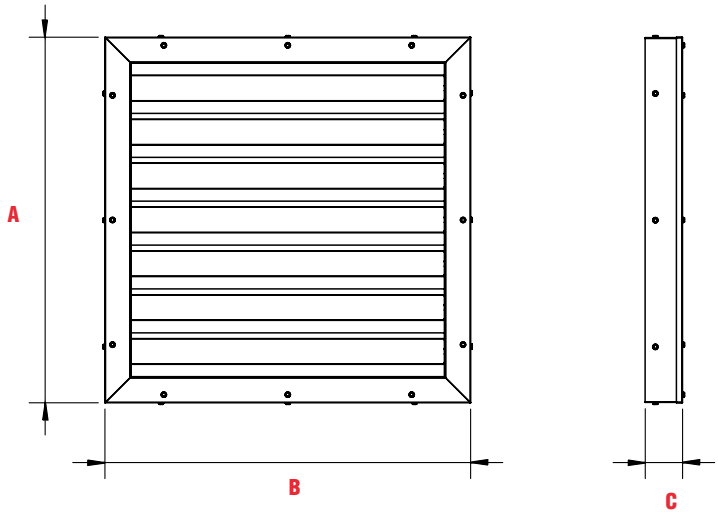

Tamaño	A	B	C
7	327	327	80
10	379	379	80
12	477	477	80
14	509	509	80
16	609	609	80
18	636	636	80
20	722	722	80
22	797	797	80
24	932	932	80
26	1000	1000	80
28	1032	1032	80
30	1130	1130	80
33	1165	1165	80

Dimensiones en mm

Tamaño	A	B	C
7	12.9	12.9	3.1
10	14.9	14.9	3.1
12	18.8	18.8	3.1
14	20.0	20.0	3.1
16	24.0	24.0	3.1
18	25.0	25.0	3.1
20	28.4	28.4	3.1
22	31.4	31.4	3.1
24	36.7	36.7	3.1
26	39.4	39.4	3.1
28	40.6	40.6	3.1
30	44.5	44.5	3.1
33	45.9	45.9	3.1

Dimensiones en in

CAMBIO DE DESCARGA

Para facilitar el montaje del centrifugo en línea en distintas opciones de descarga.
Se cuenta con los accesorios Brida y tapa fabricadas en lámina galvanizada.
De acuerdo a la opción de descarga requerida será el número de bridas y/o tapas a solicitar.

OPCIONES DE DESCARGA	NÚMERO DE ACCESORIOS	
	BRIDA	TAPA
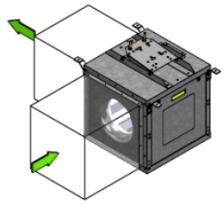 DESCARGA IZQUIERDA 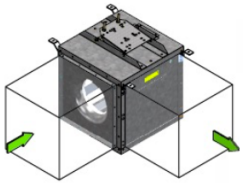 DESCARGA DERECHA	1	1
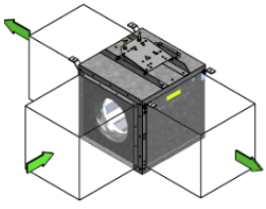 DESCARGA IZQUIERDA- DERECHA	2	1
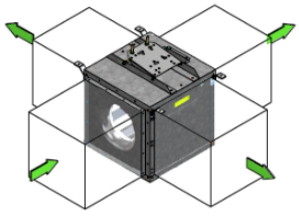 DESCARGA IZQUIERDA- DERECHA EN LÍNEA	2	0

DIMENSIONES BRIDA



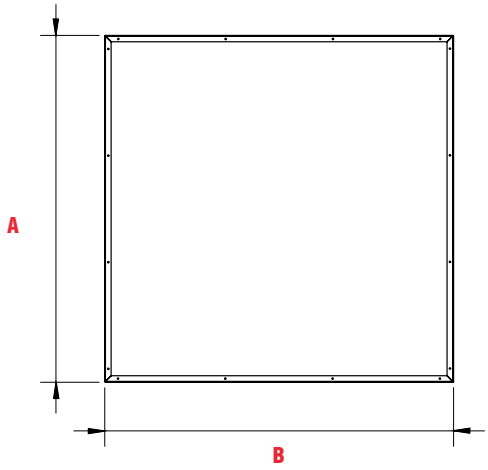

Tamaño	A	B
7	316	331
10	369	424
12	465	478
14	520	520
16	600	600
18	630	630
20	715	715
22	790	790
24	920	930

Dimensiones en mm

Tamaño	A	B
7	12.4	13.0
10	14.5	16.7
12	18.3	18.8
14	20.5	20.5
16	23.6	23.6
18	24.8	24.8
20	28.1	28.1
22	31.1	31.1
24	36.2	36.2

Dimensiones en in

DIMENSIONES TAPA



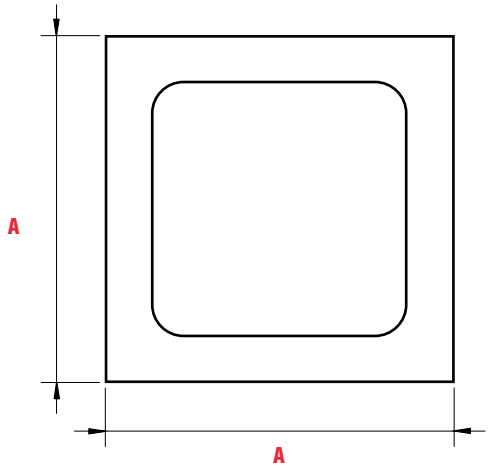

Tamaño	A
7	324
10	377
12	473
14	526
16	608
18	635
20	721
22	795
24	928

Dimensiones en mm

Tamaño	A
7	12.8
10	14.8
12	18.6
14	20.7
16	23.9
18	25.0
20	28.4
22	31.3
24	36.5

Dimensiones en in

LIDERAZGO E INNOVACIÓN

Soler&Palau
Ventilation Group

S&P México
Tel. 52 (222) 2 233 911, 2 233 900
comercialmx@solerpalau.com

S&P Colombia
PBX: (+571 743 8021)
comercial@solerpalau.com.co

S&P Perú
Tel. +51 (1) 200 9020
comercialpe@solerpalau.com

WWW.SOLERPALAU.MX